

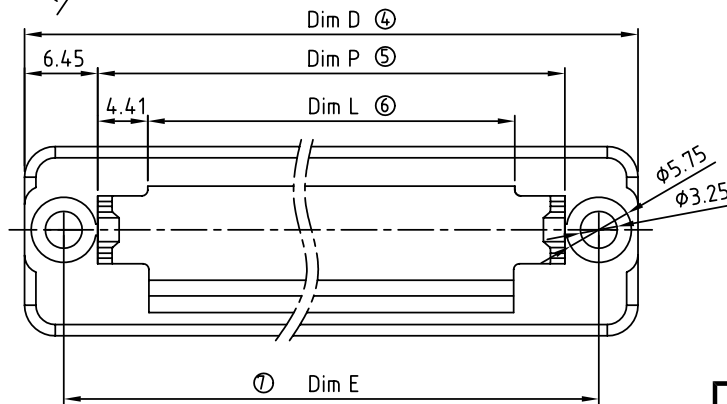
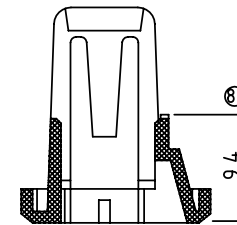
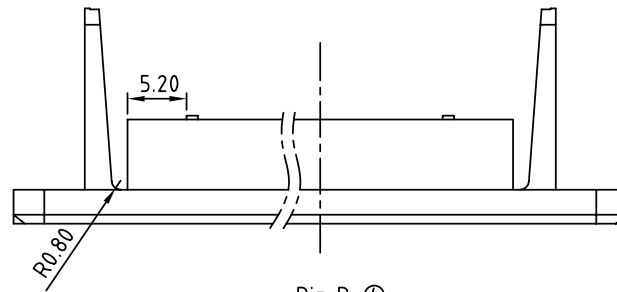
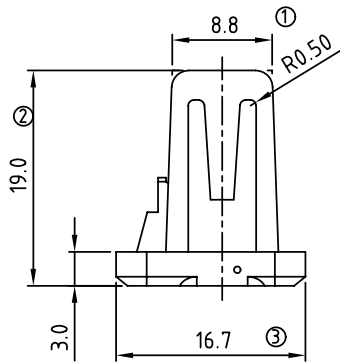
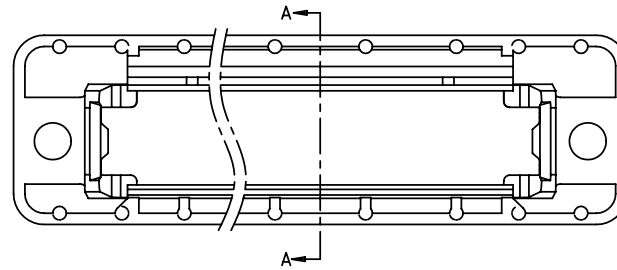
SIGN	DATE	DESCRIPTION	APPROVER
△			
THIS IS CAD DRAWING, DO NOT REVISE MANUALLY!!!			

Material

● Terminal (housing): Thermoplastic (UL94V-0)

Pitch 5.08

	V8	H5
AS	●	●



SECTION A-A

AS xx 00 x 00000G

- 02 2 CONTACTS
- 03 3 CONTACTS
-
- 24 24 CONTACTS

Color

- 0 Black (RAL9005)
- 2 Red (RAL3001/D)
- 3 Orange (RAL2011/P)
- 4 Yellow (RAL1018/A)
- 5 Green (RAL6018/T)
- 6 Blue (RAL5015/A)
- 8 Grey (RAL7035/D)

RoHS
Pb<40,000ppm

DIMENSION	Dim D	Dim E	Dim P	Dim L	
Dim L = N×5.08+1.9					
Dim P = (N+2)×5.08+0.56					
Dim E = (N+3)×5.08+1.39					
Dim D = (N+4)×5.08+3.3					
	Poles	Tolerance	Tolerance	Tolerance	Tolerance
	2-6	±0.10	±0.10	±0.15	±0.15
	7-15	±0.15	±0.15	±0.20	±0.20
	16~24	±0.20	±0.20	±0.30	±0.30

ANYTEK

CUSTOMER COPY

ALL RIGHTS RESERVED. REPRODUCTION OR ISSUE TO THIRD PARTIES IN ANY FORM WHATSOEVER IS NOT PERMITTED WITHOUT WRITTEN AUTHORITY FROM THE PROPRIETOR. PROPERTY OF ANYTEK TECHNOLOGY CO., LTD

TITLE	AS 5.08mm Series				
PART NO.	ASxx00x00000G			DWG NO.	8AS0001
APPROVED	CHECKED	DESIGNED	DRAWN	CUST NO.	Tolerance
		Jacke	Jacke		X. ±0.50
		2009.10.31	2009.10.31		X.X ±0.30
					X.XX ±0.10
					X° ±1.5°
				SHEET: 01/01	UNIT: mm
					SCALE: NONE
					REV.: B