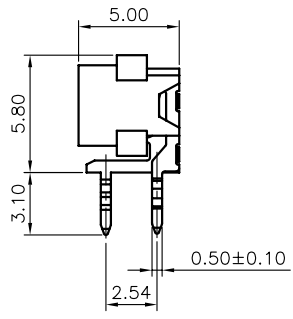
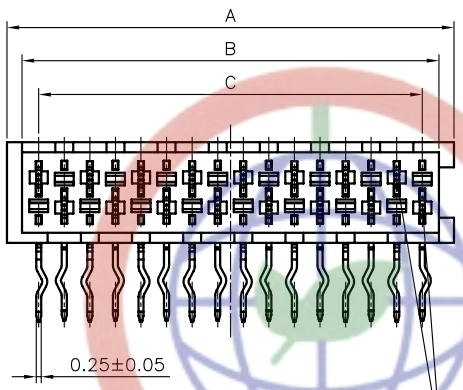
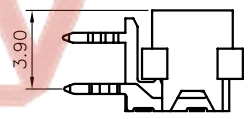
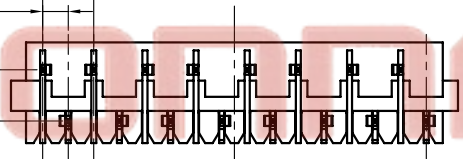
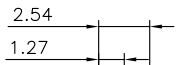


REV.	DESCRIPTION	DRAWN	CHECKED	APPROVED
A	NEW RELEASE	DGQ 06/14/11'		



REFERENCE MATING INTERFACE PATTERN
1.27 STAGGERED PITCH x1.5 ROW DISTANCE.

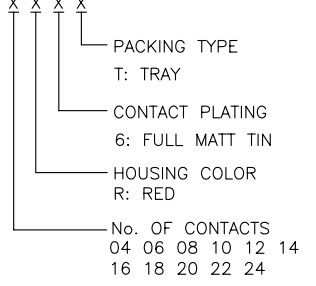
CONTACT ROW-DISTANCE



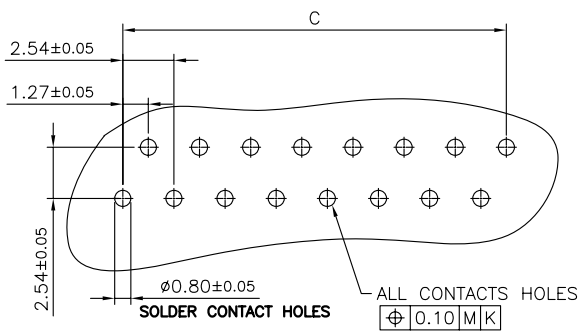
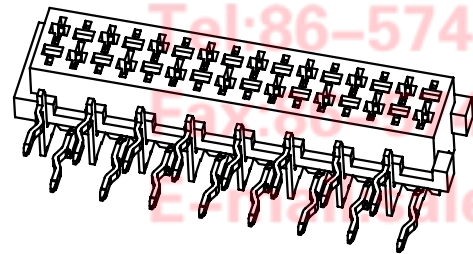
NOTES:

- MATERIAL
 - INSULATOR:THERMOPLASTIC(UL 94V-0).
 - CONTACT: 0.25t COPPER ALLOY.
- SPECIFICATION
 - TEMPERATURE RANGE:-40°C~+105°C.
 - CONTACT RESISTANCE:30mΩ max.
 - INSULATION RESISTANCE:1000MΩ min.
 - DIELECTRIC WITHSTANDING VOLTAGE:AC 500V PER MINUTE.

3. PRODUCT NUMBER CODE:



POSITIONS	DIM A	DIM B	DIM C
4	6.96	5.46	3.81
6	9.50	8.00	6.35
8	12.04	10.54	8.89
10	14.58	13.08	11.43
12	17.12	15.62	13.97
14	19.66	18.16	16.51
16	22.20	20.70	19.05
18	24.74	23.24	21.59
20	27.28	25.78	24.13
22	29.82	28.32	26.67
24	32.36	30.86	29.21



RECOMMEND PCB LAYOUT
(COMPONENT SIDE OF BOARD SHOWN)

GENERAL TOLERANCE	ANGLE TOLERANCE	PROJECTION	TITLE
X. ±0.60	X. ±5°	mm	MICRO MATCH FEMALE RIGHT ANGLE THROUGH HOLE TYPE
.X ±0.38	.X ±3°	SHEET SIZE	SERIES DS1015-05 SERIES
.XX ±0.25	.XX ±2°		
DRAWING TYPE	CUSTOMER	晨翔电子有限公司 CONNFLY CONNFLY ELECTRONIC CO. LTD	
SCALE	1:1 SHEET 1 OF 1		
DRAWING NO.	C-DS1015-05-XXXX-A		