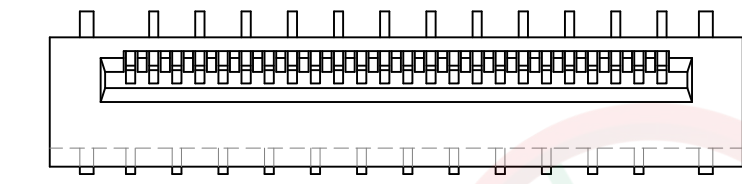


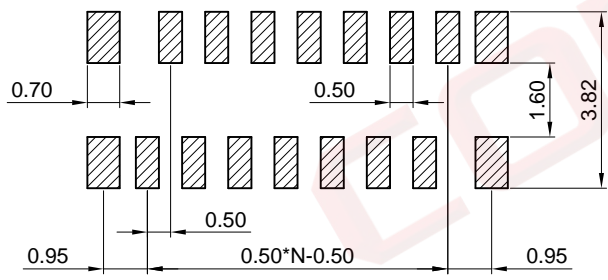
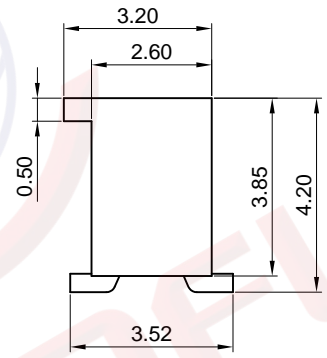
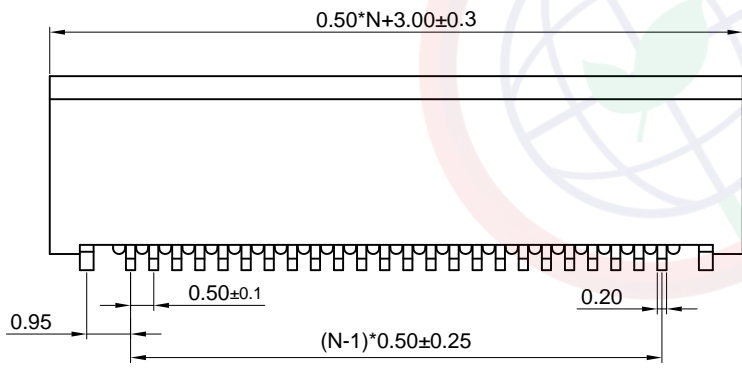
Dept	
Qty	
DC	1
ED	1
IE	1
ISO	1
PD	1
R&D	1
SD	1
QA	1
QC	1
QE	1

REV.	DESCRIPTION	DRAWN	CHECKED	APPROVED
A	NEW RELEASE	YCH 09/04/08'	~	LJC 09/04/08'
B	DRAWING UPDATE	JLZ 07/25/19'	~	

The information provided herein is from CONNELY Electronic Co., Ltd. and is confidential. Any disclosure to a party other than the recipient is prohibited. The intellectual properties and its rights contained herein, including but not limited to, trademarks, patents, copyrights, trade secrets, and technical know-how, are owned exclusively by CONNELY or its affiliates. Unauthorized use or reproduction of any part of this document is strictly prohibited. CONNELY may enforce its intellectual property rights at its own discretion, failures or delays to exercise such rights does not constitute a waiver of such rights.



N=No. of contacts



Recommend PCB layout
(Tolerance:±0.05)



(Series Image-Reference Only)

NOTES:

1. Materials
 - 1.1 Insulator:Thermoplastic(UL 94V-0).
 - 1.2 Contact: Copper alloy.
2. Specification
 - 2.1 Temperature:-40~+105°C.
 - 2.2 Contact resistance:30mΩ max.
 - 2.3 Insulation resistance:100MΩ min.
 - 2.4 Dielectric withstanding voltage:AC 100V per minute.
3. Product number code:

DS1020-10- X X X X

 - Packing type
 - B: Tube
 - R: Tape on reel
 - Contact plating
 - T1: Tin
 - 8: Full gold flash
 - Housing color
 - V: Ivory
 - No. of contacts
 - 04-32

GENERAL TOLERANCE		ANGLE TOLERANCE		PROJECTION		TITLE	0.50mm FPC Connector Upright SMT Type				
X.	±0.60	X.	±5°	UNITS	mm	SERIES	DS1020-10 SERIES				
.X	±0.38	.X	±3°								
.XX	±0.25	.XX	±2°								
DRAWING TYPE		CUSTOMER		晨翔电子有限公司 CONNELY ELECTRONIC CO. LTD							
SCALE		1:1							SHEET	1 OF 1	
DRAWING NO.		C-DS1020-10-XXXXXX-B									