



**RAYSTAR**

**曜凌光電股份有限公司**

Web: [www.raystar-optronics.com](http://www.raystar-optronics.com) E-mail: [sales@raystar-optronics.com](mailto:sales@raystar-optronics.com)

## **RF8880B-AYW-MNN**

---

### **SPECIFICATION**

#### **General Specifications**

- Size: 8.8 inch
- Dot Matrix: 480 x R.G.B. x 1920 dots
- Module dimension: 231.3 x 64.3 x 4.8 mm
- Active area: 218.88 x 54.72 mm
- Dot pitch: 0.114 x 0.114 mm
- LCD type: TFT, Normally black, Transmissive
- Viewing angle: 85/85/85/85
- Backlight Type: LED ,Normally White
- Interface: MIPI
- Touch Panel: Without Touch Panel
- Surface: Glare

\*Color tone slight changed by temperature and driving voltage.

## Interface

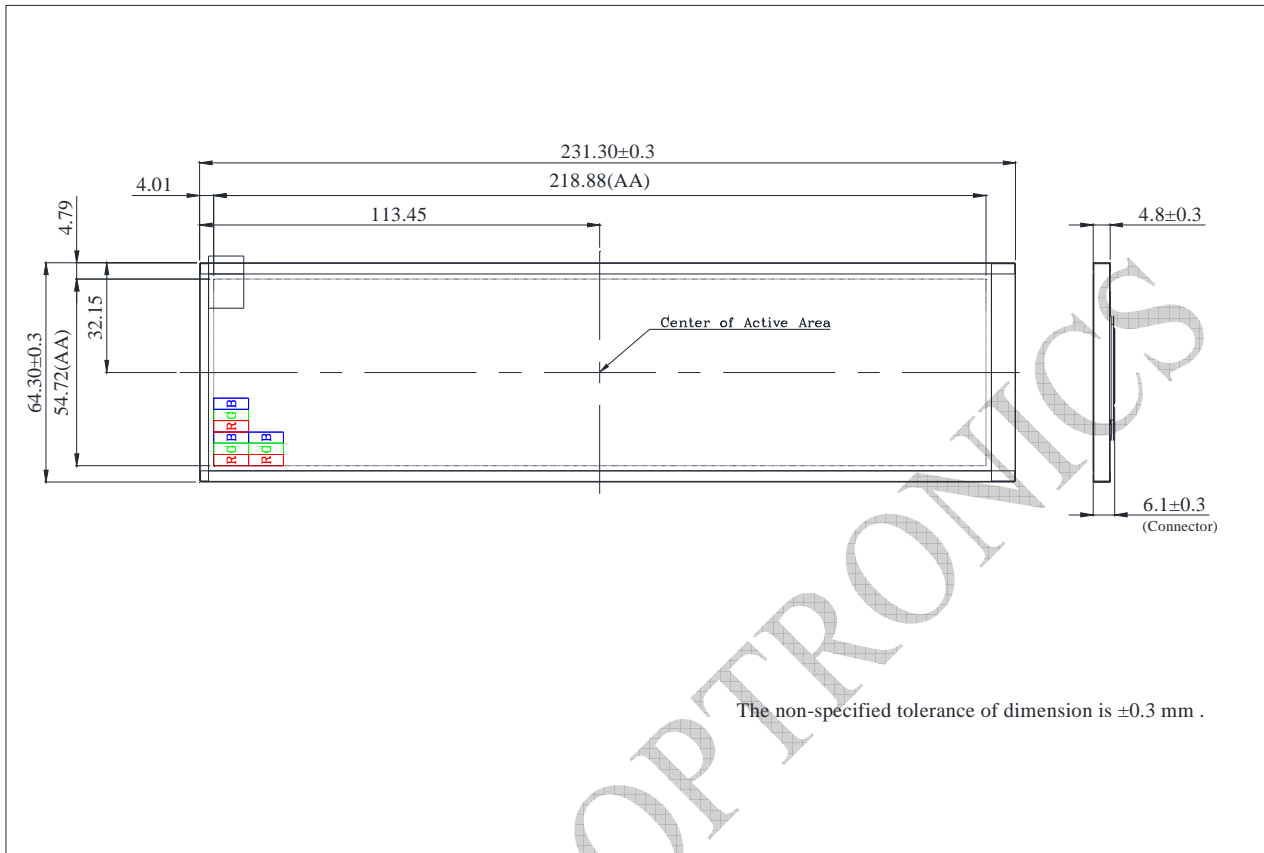
FPC connector is used for electronics interface. The recommended model is Hirose FH34SRJ-40S-0.5SH(50)

Pin No.	Symbol	I/O	Function
1	GND	P	Ground
2	NC	---	No connection
3	LED+	P	LED Anode
4	LED+	P	LED Anode
5	NC	---	No connection
6	LED-	P	LED Cathode
7	LED-	P	LED Cathode
8	NC	---	No connection
9	GND	P	Ground
10	NC	---	No connection
11	AVDD	P	Power supply for analog circuit
12	NC	---	No connection
13	VGH	P	Power supply for analog circuit
14	NC	---	No connection
15	VGL	P	Power supply for analog circuit
16	NC	---	No connection
17	GND	P	Ground
18	VCOM	P	Power supply for common voltage
19	GND	P	Ground
20	GND	P	Ground
21	RESET	I	Global reset
22	VDD	P	Power supply for digital circuits
23	STBYB	I	Standby mode
24	TP_Sync	O	Sync signal for touch panel
25	GND	P	Ground
26	D0P	I	MIPI Data Input Lane0 positive-end
27	D0N	I	MIPI Data Input Lane0 negative-end
28	GND	P	Ground
29	D1P	I	MIPI Data Input Lane1 positive-end
30	D1N	I	MIPI Data Input Lane1 negative-end
31	GND	P	Ground

32	CLKP	I	MIPI Clock Input positive-end
33	CLKN	I	MIPI Clock Input negative-end
34	GND	P	Ground
35	D2P	I	MIPI Data Input Lane2 positive-end
36	D2N	I	MIPI Data Input Lane2 negative-end
37	GND	P	Ground
38	D3P	I	MIPI Data Input Lane3 positive-end
39	D3N	I	MIPI Data Input Lane3 negative-end
40	GND	P	Ground

RAYSTAR OPTRONICS

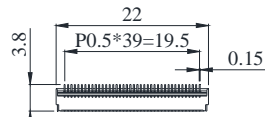
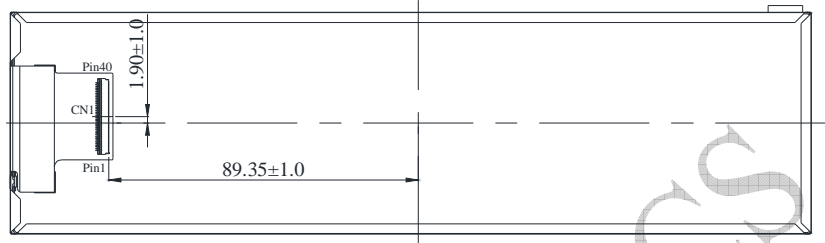
# Contour Drawing



RAYSTAR OPTRONICS

CN1-FH34SRJ-40S-0.5SH(50)

PIN NO	SYMBOL	PIN NO	SYMBOL
1	GND	21	RESET
2	NC	22	VDD
3	LED+	23	STBYB
4	LED+	24	TP_Sync
5	NC	25	GND
6	LED-	26	D0P
7	LED-	27	D0N
8	NC	28	GND
9	GND	29	D1P
10	NC	30	D1N
11	AVDD	31	GND
12	NC	32	CLKP
13	VGH	33	CLKN
14	NC	34	GND
15	VGL	35	D2P
16	NC	36	D2N
17	GND	37	GND
18	VCOM	38	D3P
19	GND	39	D3N
20	GND	40	GND



FH34SRJ-40S-0.5SH(50)  
SCALE 2/1

The non-specified tolerance of dimension is ±0.3 mm .

RAYSTAR OPTRONICS

## Absolute Maximum Ratings

Item	Symbol	Min	Typ	Max	Unit
Operating Temperature	TOP	-20	—	+70	°C
Storage Temperature	TST	-30	—	+80	°C

## Electrical Characteristics

### TFT LCD Module

Item	Symbol	Min	Typ	Max	Unit
Supply Voltage	VDD	3.0	3.3	3.6	V
	VGH	17.0	18.0	19.0	V
	VGL	-11	-10	-9	V
	AVDD	11.8	12	12.2	V
VCOM	VCOM	4.5	4.88	5.2	V
Input signal voltage	ViH	0.7 VDD	-	VDD	V
	ViL	0	-	0.3 VDD	V
Current of power supply	IDD	-	-	35	mA
	IADD	-	-	30	mA
	IGH	-	-	5	mA
	IGL	-	-	-5	mA
	Ivcom	-	-	0.1	mA