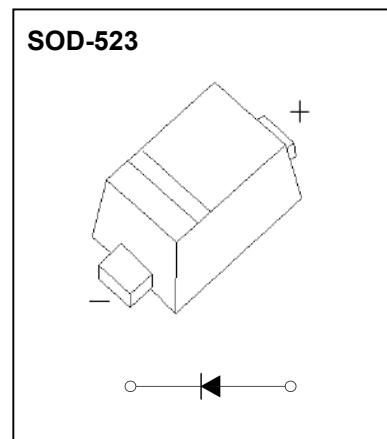


SOD-523 Plastic-Encapsulate Diodes

FEATURE

- Small surface mounting type
- Low reverse current and low forward voltage
- High reliability

MARKING: C

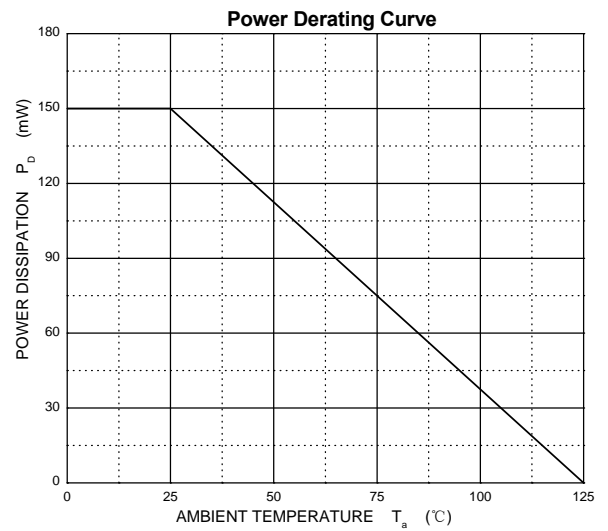
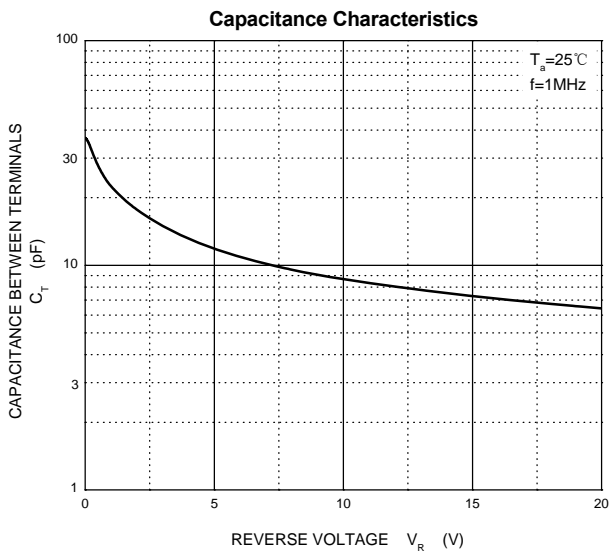
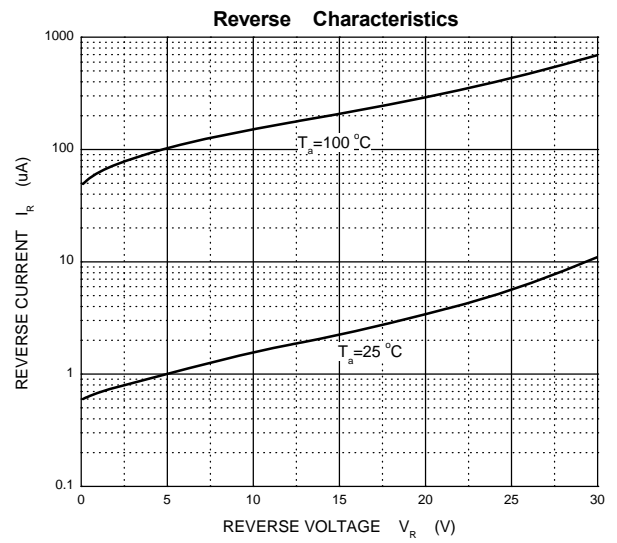
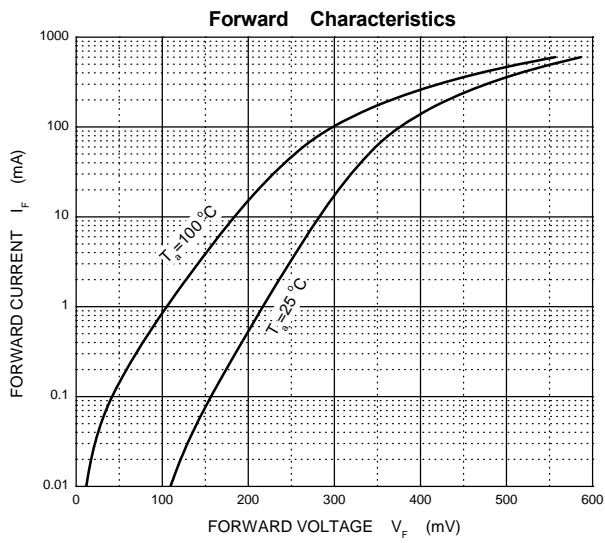


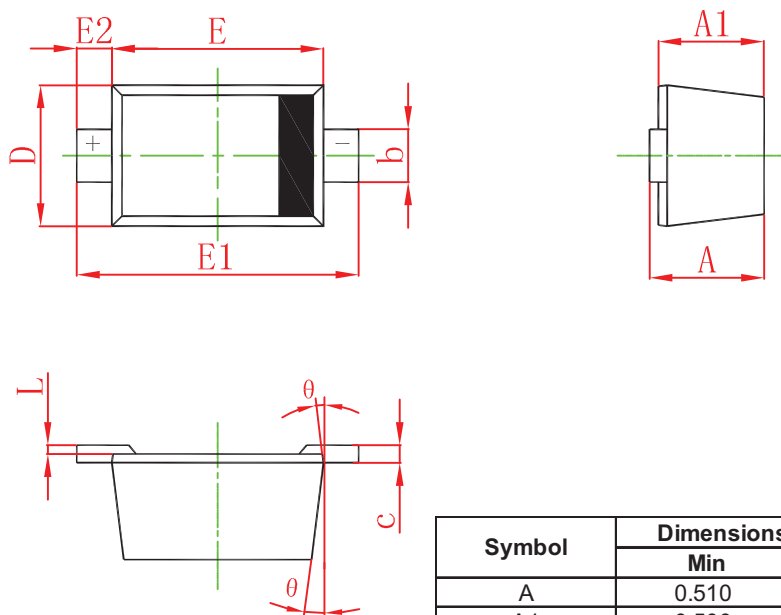
Maximum Ratings and Electrical Characteristics, Single Diode @Ta=25°C

Parameter	Symbol	Limit	Unit
DC reverse voltage	V_R	30	V
Mean rectifying current	I_o	200	mA
Non-repetitive Peak forward surge current @ t=8.3ms	I_{FSM}	1	A
Power dissipation	P_D	150	mW
Thermal Resistance Junction to Ambient	$R_{\theta JA}$	667	°C/W
Junction temperature	T_j	125	°C
Storage temperature	T_{stg}	-55~+150	°C

Electrical Ratings @Ta=25°C

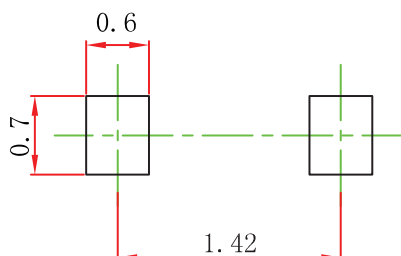
Parameter	Symbol	Min	Typ	Max	Unit	Conditions
Forward voltage	V_{F1}			0.35	V	$I_F=10mA$
	V_{F2}			0.5	V	$I_F=200mA$
Reverse current	I_R			30	μA	$V_R=10V$





Symbol	Dimensions In Millimeters		Dimensions In Inches	
	Min	Max	Min	Max
A	0.510	0.770	0.020	0.031
A1	0.500	0.700	0.020	0.028
b	0.250	0.350	0.010	0.014
c	0.080	0.150	0.003	0.006
D	0.750	0.850	0.030	0.033
E	1.100	1.300	0.043	0.051
E1	1.500	1.700	0.059	0.067
E2	0.200 REF		0.008 REF	
L	0.010	0.070	0.001	0.003
θ	7° REF		7° REF	

SOD-523 Suggested Pad Layout



- Note:
1. Controlling dimension: in millimeters.
 2. General tolerance: ± 0.05 mm.
 3. The pad layout is for reference purposes only.