

TFT DISPLAY SPECIFICATION



RAYSTAR

RAYSTAR Optronics, Inc.
曜凌光電股份有限公司



曜凌光電股份有限公司
Raystar Optronics, Inc.

T: +886-4-2565-0761 | F: +886-4-2565-0760
sales@raystar-optronics.com | www.raystar-optronics.com

RFE43VW-1YH-DHG

SPECIFICATION

General Specifications

- Size: 4.3 inch
- Dot Matrix: 480 x RGB x 272(TFT) dots
- Module dimension: 105.5(W) x 84.2(H) x 23.78(D) mm
- Active area: 95.04 x 53.856 mm
- Pixel pitch: 0.198 x 0.198 mm
- LCD type: TFT, Normally Black, Transmissive
- Viewing Angle: 80/80/80/80
- Aspect Ratio: 16:9
- Controller IC: TFP401
- Interface: HDMI (only for DVI)
- Backlight Type: LED, Normally White
- PCAP FW Version: 0x07.0x00.0x00.0x00.0x01.0x0C.0x11.0x43
- PCAP Interface: USB
- PCAP IC: ILI2130 or equivalent
- PCAP Resolution: 16384*16384
- Touch Panel: Projected capacitive touch panel
- Surface: Glare

*Color tone slight changed by temperature and driving voltage.

Interface

1. LCM PIN Definition(CON4)

Pin	Symbol	Function	Remark
1	NC	No connector	
2	5V	Raspberry Pi:Power 5V	
3	GPIO02	Raspberry Pi:GPIO02	
4	5V	Raspberry Pi:Power 5V	
5	GPIO03	Raspberry Pi:GPIO03	
6	GND	Raspberry Pi:GND	
7	GPIO04	Raspberry Pi:GPIO04	
8	GPIO14	Raspberry Pi:GPIO14	
9	GND	Raspberry Pi:GND	
10	GPIO15	Raspberry Pi:GPIO15	
11	GPIO17	Raspberry Pi:GPIO17	
12	GPIO18 (PWM_BL)	Raspberry Pi:GPIO18 (PWM adjusts the backlight brightness)	Note2
13	GPIO27	Raspberry Pi:GPIO27	
14	GND	Raspberry Pi:GND	
15	GPIO22	Raspberry Pi:GPIO22	
16	GPIO23	Raspberry Pi:GPIO23	
17	NC	No connector	
18	GPIO24	Raspberry Pi:GPIO24	
19	GPIO10	Raspberry Pi:GPIO10	
20	GND	Raspberry Pi:GND	
21	GPIO09	Raspberry Pi:GPIO09	
22	GPIO25	Raspberry Pi:GPIO25	
23	GPIO11	Raspberry Pi:GPIO11	
24	GPIO08	Raspberry Pi:GPIO08	
25	GND	Raspberry Pi:GND	
26	GPIO07	Raspberry Pi:GPIO07	
27	ID_SD	Raspberry Pi:ID_SD	
28	ID_SC	Raspberry Pi:ID_SC	
29	GPIO05	Raspberry Pi:GPIO05	
30	GND	Raspberry Pi:GND	

31	GPIO06	Raspberry Pi:GPIO06	
32	GPIO12	Raspberry Pi:GPIO12	
33	GPIO13	Raspberry Pi:GPIO13	
34	GND	Raspberry Pi:GND	
35	GPIO19	Raspberry Pi:GPIO19	
36	GPIO16	Raspberry Pi:GPIO16	
37	GPIO26	Raspberry Pi:GPIO26	
38	GPIO20	Raspberry Pi:GPIO20	
39	GND	Raspberry Pi:GND	
40	GPIO21	Raspberry Pi:GPIO21	

2. LCM PIN Definition(CON5)

Pin	Symbol	Function	Remark
1	3.3V	TFT Module Power limit can only output 3.3V,100mA	Note1
2	5V	Raspberry Pi:Power 5V	
3	GPIO02	Raspberry Pi:GPIO02	
4	5V	Raspberry Pi:Power 5V	
5	GPIO03	Raspberry Pi:GPIO03	
6	GND	Raspberry Pi:GND	
7	GPIO04	Raspberry Pi:GPIO04	
8	GPIO14	Raspberry Pi:GPIO14	
9	GND	Raspberry Pi:GND	
10	GPIO15	Raspberry Pi:GPIO15	
11	GPIO17	Raspberry Pi:GPIO17	
12	GPIO18 (PWM_BL)	Raspberry Pi:GPIO18 (PWM adjusts the backlight brightness)	Note2
13	GPIO27	Raspberry Pi:GPIO27	
14	GND	Raspberry Pi:GND	
15	GPIO22	Raspberry Pi:GPIO22	
16	GPIO23	Raspberry Pi:GPIO23	
17	3.3V	TFT Module Power limit can only output 3.3V,100mA	Note1
18	GPIO24	Raspberry Pi:GPIO24	
19	GPIO10	Raspberry Pi:GPIO10	
20	GND	Raspberry Pi:GND	

21	GPIO09	Raspberry Pi:GPIO09	
22	GPIO25	Raspberry Pi:GPIO25	
23	GPIO11	Raspberry Pi:GPIO11	
24	GPIO08	Raspberry Pi:GPIO08	
25	GND	Raspberry Pi:GND	
26	GPIO07	Raspberry Pi:GPIO07	
27	ID_SD	Raspberry Pi:ID_SD	
28	ID_SC	Raspberry Pi:ID_SC	
29	GPIO05	Raspberry Pi:GPIO05	
30	GND	Raspberry Pi:GND	
31	GPIO06	Raspberry Pi:GPIO06	
32	GPIO12	Raspberry Pi:GPIO12	
33	GPIO13	Raspberry Pi:GPIO13	
34	GND	Raspberry Pi:GND	
35	GPIO19	Raspberry Pi:GPIO19	
36	GPIO16	Raspberry Pi:GPIO16	
37	GPIO26	Raspberry Pi:GPIO26	
38	GPIO20	Raspberry Pi:GPIO20	
39	GND	Raspberry Pi:GND	
40	GPIO21	Raspberry Pi:GPIO21	

Note1: The 3.3V supply current is limited; please pay special attention to use
Note2:PWM dimming frequency is about 100Hz

3. DVI

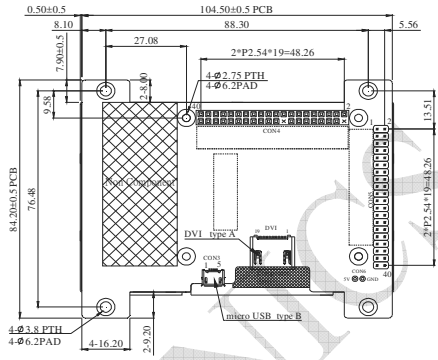
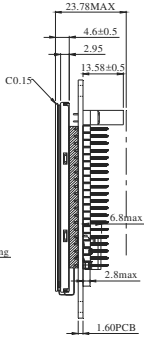
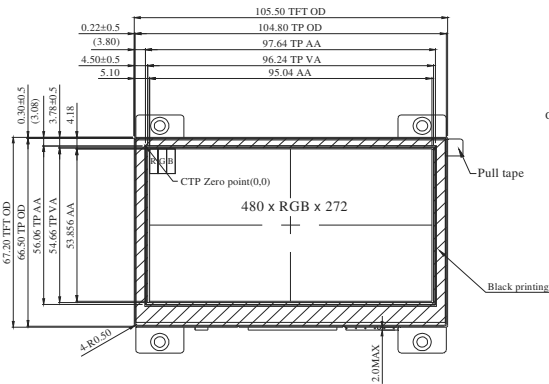
Pin No.	Symbol	I/O	Function	Remark
1	Rx2+	I	+LVDS Differential Data Input	
2	GND	P	Ground	
3	Rx2-	I	-LVDS Differential Data Input	
4	Rx1+	I	+LVDS Differential Data Input	
5	GND	P	Ground	
6	Rx1-	I	-LVDS Differential Data Input	
7	Rx0+	I	+LVDS Differential Data Input	
8	GND	P	Ground	
9	Rx0-	I	-LVDS Differential Data Input	
10	RxC+	I	+LVDS Differential Clock Input	
11	GND	P	Ground	
12	RxC-	I	-LVDS Differential Clock Input	
13-16	NC	-	No connection	
17	GND	P	Ground	
18	5V	P	Power Supply	
19	Detect	I/O	Hot plug detect	

I: input, O: output, P: Power

4. PCAP USB PIN Definition (CON3)

Pin	Symbol	Function	Remark
1	5V	Power Supply (5V)	
2	D-	Data line -	
3	D+	Data line +	
4	NC	No connection	
5	GND	Power Ground	

Contour Drawing



CON4

Pin	Symbol	Pin	Symbol
1	NC	21	GPI009
2	5V	22	GPI025
3	GPI002	23	GPI011
4	5V	24	GPI008
5	GPI003	25	GND
6	GND	26	GPI007
7	GPI004	27	ID_SD
8	GPI014	28	ID_SC
9	GND	29	GPI005
10	GPI015	30	GND
11	GPI017	31	GPI006
12	GPI018 (PWR_BL)	32	GPI012
13	GPI027	33	GPI013
14	GND	34	GND
15	GPI022	35	GPI019
16	GPI023	36	GPI016
17	NC	37	GPI026
18	GPI024	38	GPI020
19	GPI010	39	GND
20	GND	40	GPI021

CON5

Pin	Symbol	Pin	Symbol
1	3.3V	21	GPI009
2	5V	22	GPI025
3	GPI002	23	GPI011
4	5V	24	GPI008
5	GPI003	25	GND
6	GND	26	GPI007
7	GPI004	27	ID_SD
8	GPI014	28	ID_SC
9	GND	29	GPI005
10	GPI015	30	GND
11	GPI017	31	GPI006
12	GPI018 (PWR_BL)	32	GPI012
13	GPI027	33	GPI013
14	GND	34	GND
15	GPI022	35	GPI019
16	GPI023	36	GPI016
17	3.3V	37	GPI026
18	GPI024	38	GPI020
19	GPI010	39	GND
20	GND	40	GPI021

DVI

Pin	Symbol
1	RX2+
2	GND
3	RX2-
4	RX1+
5	GND
6	RX1-
7	RX0+
8	GND
9	RX0-
10	RXC+
11	GND
12	RXC-
13	NC
14	NC
15	NC
16	NC
17	GND
18	5V
19	Detect

CON3

PIN NO.	SYMBOL
1	5V
2	D-
3	D+
4	NC
5	GND

Note.
 380nm transmittance(UV Cut at 380nm)<1.0%

The non-specified tolerance of dimension is ±0.3 mm .

Absolute Maximum Ratings

Item	Symbol	Min	Typ	Max	Unit
Operating Temperature	TOP	-20	—	+70	°C
Storage Temperature	TST	-30	—	+80	°C

Electrical Characteristics

Operating conditions:

Item	Symbol	Condition	Min	Typ	Max	Unit
Supply Voltage For LCM	VDD	—	—	5.0	—	V
Supply Current For LCM	IDD	—	—	1,000	1500	mA
LED life time	—	—	—	50,000	—	Hr