

SPECIFICATION FOR APPROVAL

承 認 書

Description : **Magnetic Buzzer**

Kingstate Part No. : **KSSGL4B12-S**

Customer's Model No. : _____

Specification No. : **TKR-5246**

Number Of The Edition : **1.1**

CUSTOMER'S APPROVED SIGNATURE		

志豐電子股份有限公司 **KINGSTATE ELECTRONICS CORP.**



Address: 10F, No. 69-11, Sec. 2, Chung Cheng E. Rd., Tamshui County, Taipei Hsien, Taiwan, R.O.C.

International sales dept.: TEL : 886-2-2809-5651 FAX:886-2-2809-7151

Domestic sales dept.: TEL : 886-2-2809-0668 FAX:886-2-28096748

http : //www.kingstate.com.tw

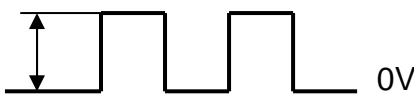
Approved by	Checked by	Issued by
		Merry 04/24/15`

A. SCOPE 範疇

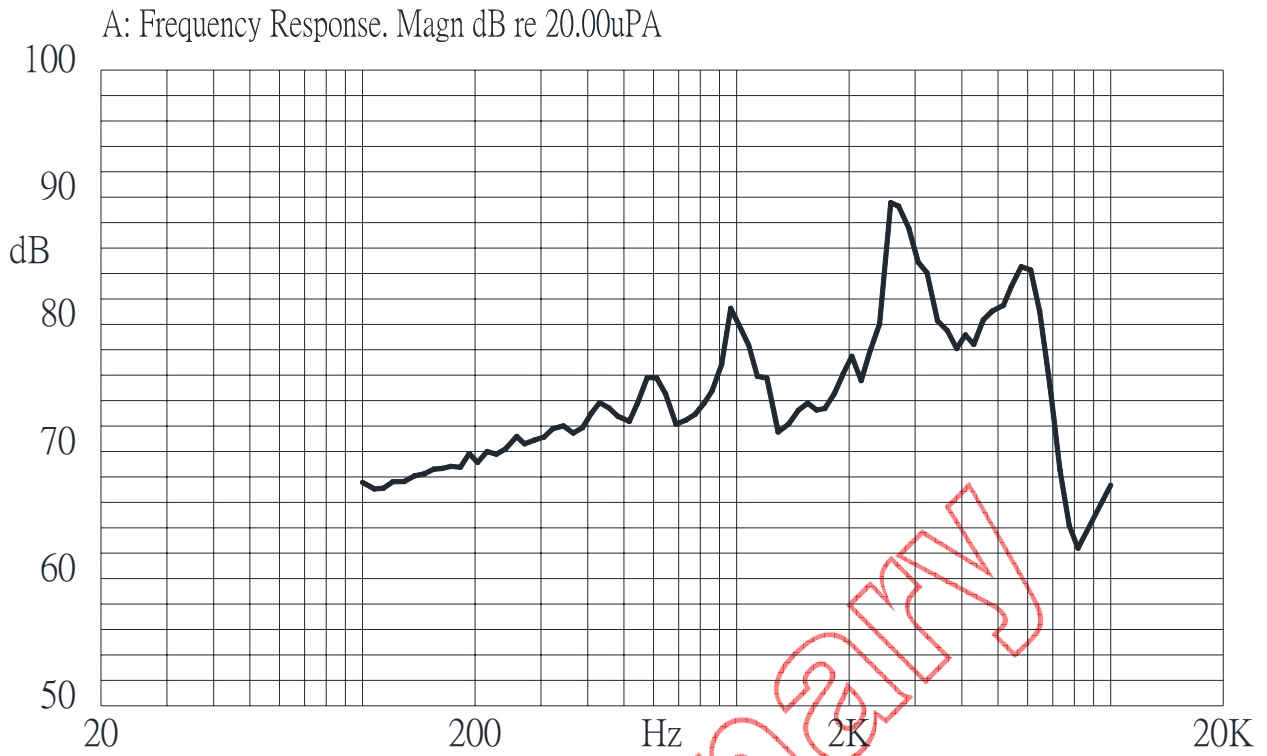
This specification applies magnetic buzzer, **KSSGL4B12-S**

此規格書適用於電磁式蜂鳴器, **KSSGL4B12-S**

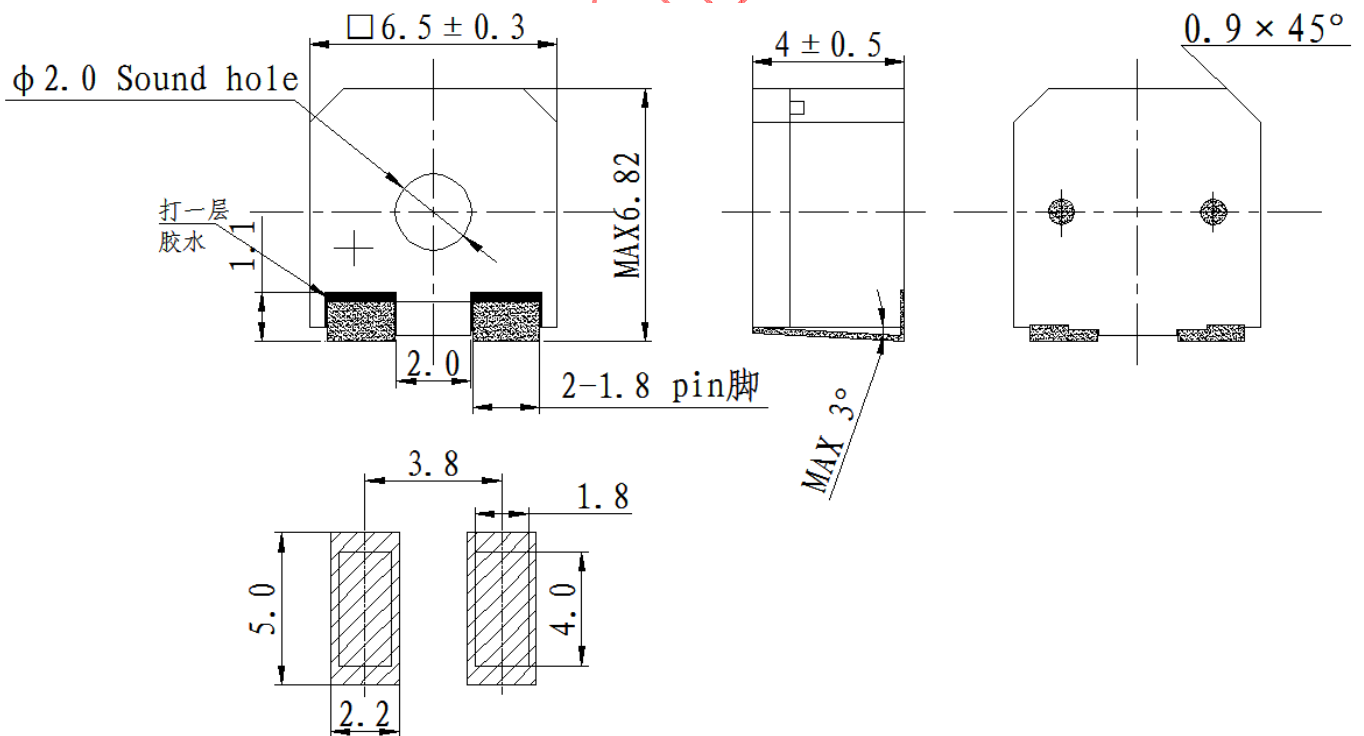
B. SPECIFICATION 規格

No.	Item	Unit	Specification	Condition
1	Rated Voltage 額定電壓	Vo-p	3.6	
2	Operating Volt. 操作電壓	Vo-p	2.5~4.5	
3	Mean Current 平均耗電流	mA	Max.120	Applying rated voltage,2700Hz square wave, 1/2duty 施以額定電壓,2700Hz,方波, 50% 負載
4	Coil Resistance 直流阻抗	Ω	12 \pm 2	
5	Sound Output 輸出音壓	dBA	Min.85 (Typical 90)	Distance at 10cm(A-weight). Applying rated voltage 2700Hz,square wave, 1/2duty 在 10 公分處,施以額定電壓,2700Hz,方波, 50% 負載
6	Rated Frequency 額定頻率	Hz	2700	
7	Operating Temp. 操作溫度	$^{\circ}\text{C}$	-40 ~ +85	
8	Storage Temp. 儲存溫度	$^{\circ}\text{C}$	-40 ~ +85	
9	Dimension 尺寸	mm	L6.5 x W6.5 x H4.0	See attached drawing. 請參照外觀尺寸圖
10	Weight 重量	gram	0.8	
11	Material 材質		L.C.P (Black)	
12	Terminal 端子		SMD type (鍍錫/Plating Sn)	See attached drawing. 請參照外觀尺寸圖
13	Environmental Protection Regulation 環保法規		HSF	
14	Storage life 保存期限	month	6	6 months preservation at room temp. (25 \pm 3 $^{\circ}\text{C}$), Humidity40% 在室溫下 25 \pm 3 $^{\circ}\text{C}$,濕度 40%以下可保存 6 個月.

C. TYPICAL FREQUENCY RESPONSE CURVE 頻率響應曲線



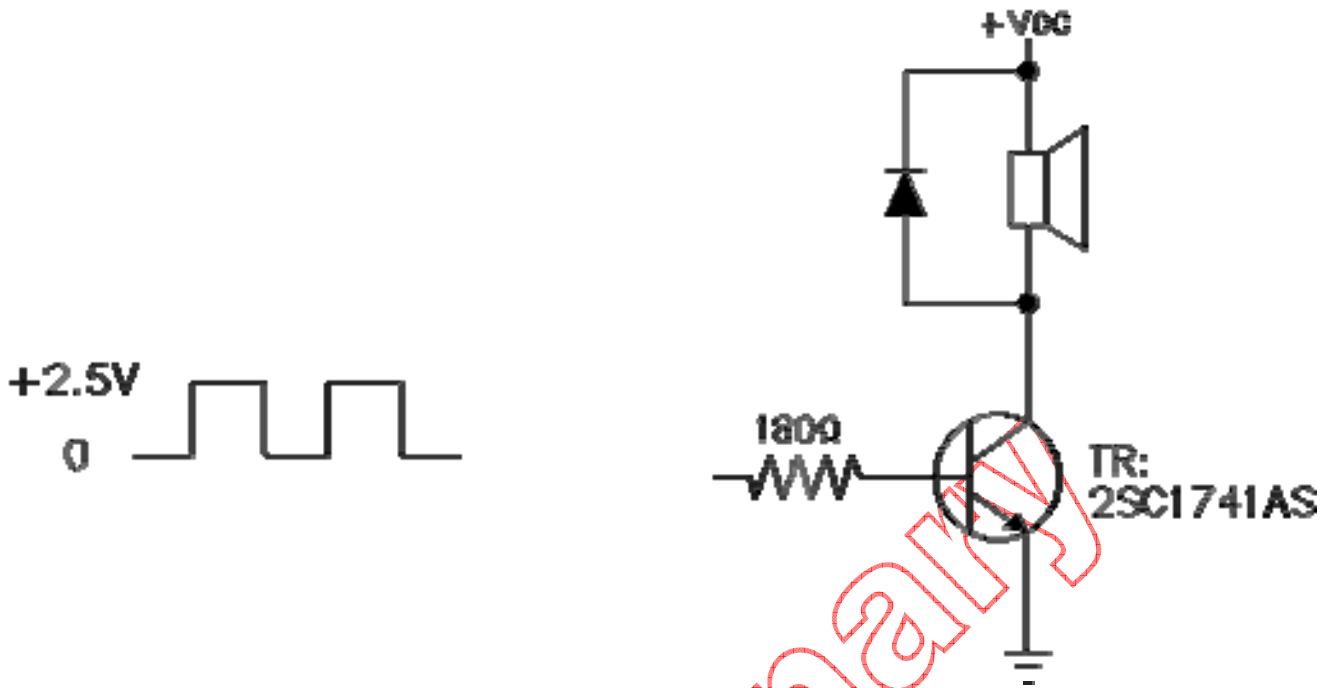
D. APPEARANCE DRAWING 外觀尺寸圖



Tol : ± 0.5

Unit : mm

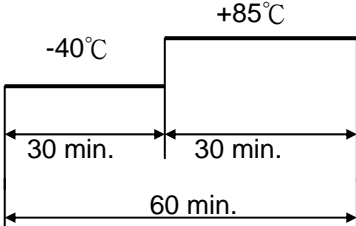
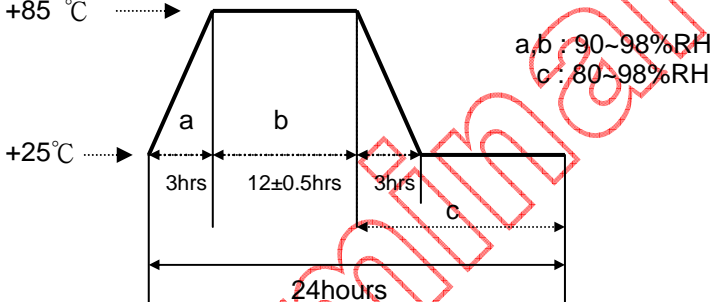
E. MEASUREMENT METHOD 測量方式



F. MECHANICAL CHARACTERISTICS 機械特性

No.	Item	Test condition	Evaluation standard
1	Solderability 焊錫附著性	Lead terminals are immersed in solder bath of $+270\pm 5^{\circ}\text{C}$ for 3 ± 1 second. 端子置於錫膏內, 錫膏溫度: $+270\pm 5^{\circ}\text{C}$. 焊接時間: 3 ± 1 秒.	95% surface of lead pads must be covered with fresh solder 錫膏須覆蓋端子上方 95%
2	Soldering Heat Resistance 焊錫耐熱性	The product is followed the reflow temperature curve to test its reflow thermostability. 產品依照迴焊溫度曲線測試迴焊耐熱性.	No interference in operation 操作上無任何不良
3	Terminal Mechanical Strength 端子強度	Lead pads shall be soldered on the pc board, and the force 9.8N (1.0kg) shall be applied behind the part for 10 seconds. 將端子焊在 PC 板上後, 對單體施以 9.8N(1.0kg)拉力 10 秒.	No damage and cutting off 端子不鬆動, 不脫落.
4	Vibration 振動測試	Buzzer shall be measured after being applied vibration of amplitude of 1.5mm with 10 to 55hz band of vibration frequency to each of 3 per-pendicular directions for 2 hours. 振動週波數 10~55HZ、全振幅 1.5mm 於 X.Y.Z 3 個方向, 各 2 小時.	After the test the part shall meet specifications with-out any damage in appearance and the SPL should be in $\pm 10\text{dBA}$ compared with initial one.
5	Drop test 落下測試	The part only shall be dropped from a height of 75cm onto a 40mm thick wooden board 3 times in 3 axes (X.Y.Z). (a total of 9 times). 單體從 75 公分高處, X.Y.Z.3 個方向, 各 3 回, 落於 40mm 厚木板上.	經測試後, 單體除音壓外, 外觀及電氣特性須符合規格. 輸出音壓變化量須在 $\pm 10\text{dBA}$ 內.

G. ENVIRONMENT TEST 環境測試

No.	Item	Test condition	Evaluation standard
1	High temp. test 高溫測試	After being placed in a chamber at +85°C for 120 hours. 置於+85°C環境中 120 小時	After the test the part shall meet specifications with-out any degradation in appearance and performance except SPL after 4 hours at +25°C. the SPL should be in ±10dBA compared with initial one. 經測試後，靜置於+25°C（室溫）環境中 4 小時後，單體除音壓外，外觀及電氣特性須符合規格。輸出音壓變化量須在±10dBA 內。
2	Low temp. test 低溫測試	After being placed in a chamber at -40°C for 120 hours. 置於-40°C環境中 120 小時	
3	Thermal Shock 熱衝擊試驗	The part shall be subjected to 10 cycles. One cycle shall consist of; 對單體施以熱衝擊試驗 10 次循環,其循環內容如圖示 	
4	Temp./ Humidity Cycle 溫度/溼度循環測試	The part shall be subjected to 5 cycles. One cycle shall be 24 hours and consist of; 單體承受溫度/溼度循環測試 5 次,其循環內容如圖示 	

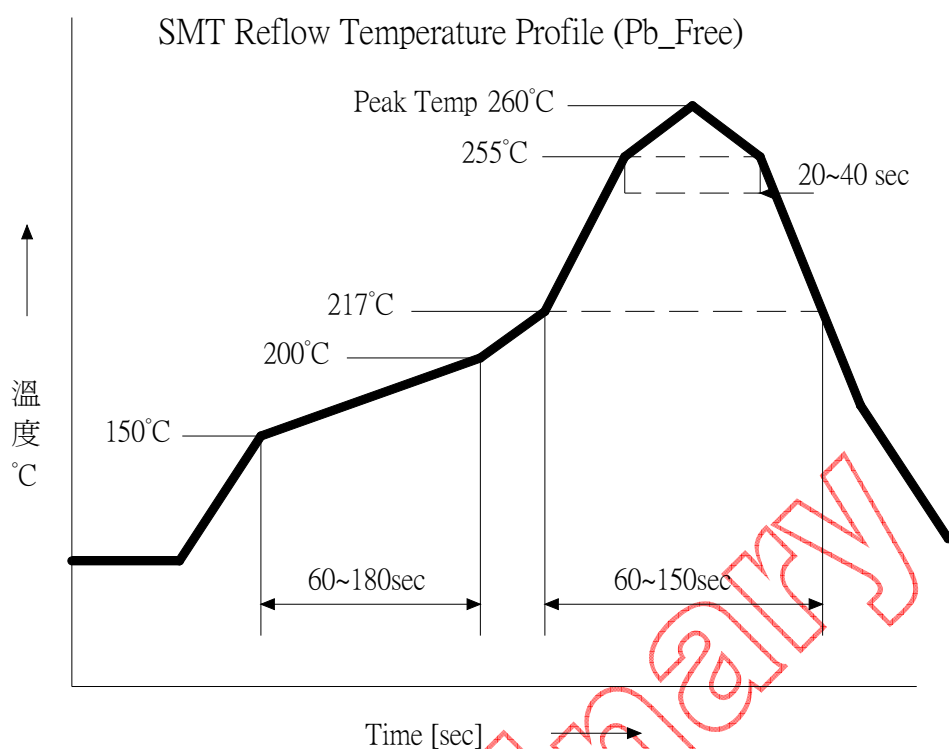
H. RELIABILITY TEST 信賴性測試

No.	Item	Test condition	Evaluation standard
1	Operating life test 壽命測試	<p>1. Continuous life test 高溫壽命測試(連續) The part shall be subjected to 72 hours at +70°C with $V_o-p3.6V$, 2700Hz applied. 在+70°C環境下,輸入 $V_o-p3.6V$, 2700Hz 連續操作 72 小時。</p> <p>2. Intermittent life test 室溫壽命測試(間歇) A duty cycle of 1 minute on, 1 minutes off, a minimum of 5000 times at room temp.(+25±10°C) with $V_o-p3.6V$, 2700Hz applied. 在室溫下(+25±10°C), 輸入 $V_o-p3.6V$, 2700Hz 通電 1 分鐘/斷電 1 分鐘, 測試 5000 次循環。</p>	<p>After the test the part shall meet specifications with-out any degradation in appearance and performance except SPL after 4 hours at +25°C. the SPL should be in ±10dBA compared with initial one.</p> <p>經測試後，靜置於+25°C（室溫）環境中 4 小時後，單體除音壓外，外觀及電氣特性須符合規格。輸出音壓變化量須在±10dBA 內。</p>

TEST CONDITION.

Standard Test Condition 一般測試條件	:	a) Temperature : +5 ~ +35°C	b) Humidity : 45-85%	c) Pressure : 860-1060mbar
Judgement Test Condition 爭議時測試條件	:	a) Temperature : +25 ± 2°C	b) Humidity : 60-70%	c) Pressure : 860-1060mbar
	:	a) 溫度 : +5 ~ +35°C	b) 濕度 : 45-85%	c) 氣壓 : 860-1060mbar
	:	a) 溫度 : +25 ± 2°C	b) 濕度 : 60-70%	c) 氣壓 : 860-1060mbar

I. Recommended Temperature Profile For Reflow Oven 建議迴焊爐溫度曲線



J. PACKING STANDARD 包裝規格

Each minimum package unit of products shall be in a carton box and it shall be clearly marked with Part Number, quantity and outgoing inspection number. There shall be no mechanical damage on products during transportation and/or in storage.

外箱須標示最小包裝單位，並註明產品型號、數量及檢驗批號，必須是物品儲藏或運輸過程中可防止造成損傷的包裝。