



NG8N & NG8NW

14.3×7.2(15.7)×13.8

Features

- Small size and light weight.
- Low coil power consumption.
- Self-locking motor load can achieve 25A.
- PC board relay with high reliability.
- Suitable for reflow soldering.
- NG8NW relay is with two circuits.
- Suitable for home appliance application , motor positive-negative control, wiper and so on.

Ordering Information

NG8N 1S R C 0.80 DC12V

1 2 3 4 5 6

1 Part number: NG8N NG8NW
 2 Sensitivity:
 1:Standard
 1S:High sensitivity
 1L:High temperature
 1H:High temperature
 /High sensitivity

3 Soldering method: NIL: Standard ; R: Reflow soldering
 4 Contact arrangement: GN8N:C:1C; NG8NW:2C:2C
 5 Coil power: 0.64:0.64W; 0.80:0.80W
 6 Coil rated voltage(V):DC:12

Contact Data

| | | |
|---------------------------|---|--|
| Contact Arrangement | NG8N:1C(SPDT(B-M)) NG8NW:2C (DPDT(B-M)) | |
| Contact Material | AgSnO ₂ | |
| Contact Rating(Resistive) | 25A motor lock (14VDC) | |
| Max. Switching Power | 480W | |
| Max. Switching Voltage | 16VDC | Max. Switching Current:30A |
| Voltage Drop(Initial) | Typ. 50mV(at 10A) | Item 4.12 of IEC 61810-7 |
| Operation Life | Electrical | 1×10 ⁵ Item 4.30 of IEC 61810-7 |
| | Mechanical | 1×10 ⁶ Item 4.31 of IEC 61810-7 |

Coil Parameter

| Model | Coil voltage VDC | | Coil resistance Ω ±10% | Pick-up voltage VDC(max) | Drop-out voltage VDC(min) | Coil power W | Operate time ms | Release time ms |
|-------|------------------|------|------------------------|--------------------------|---------------------------|--------------|-----------------|-----------------|
| | Rated | Max. | | | | | | |
| 1 | 12 | 16 | 225 | 7.2 | 1.0 | 0.64 | ≤10 | ≤5 |
| 1S | 12 | 16 | 180 | 6.5 | 1.0 | 0.80 | | |
| 1L | 12 | 16 | 225 | 7.2 | 1.0 | 0.64 | | |
| 1H | 12 | 16 | 180 | 6.5 | 1.0 | 0.80 | | |

CAUTION: 1.The use of any coil voltage less than the rated coil voltage will compromise the operation of the relay.
 2.Pickup and release voltage are for test purposes only and are not to be used as design criteria.

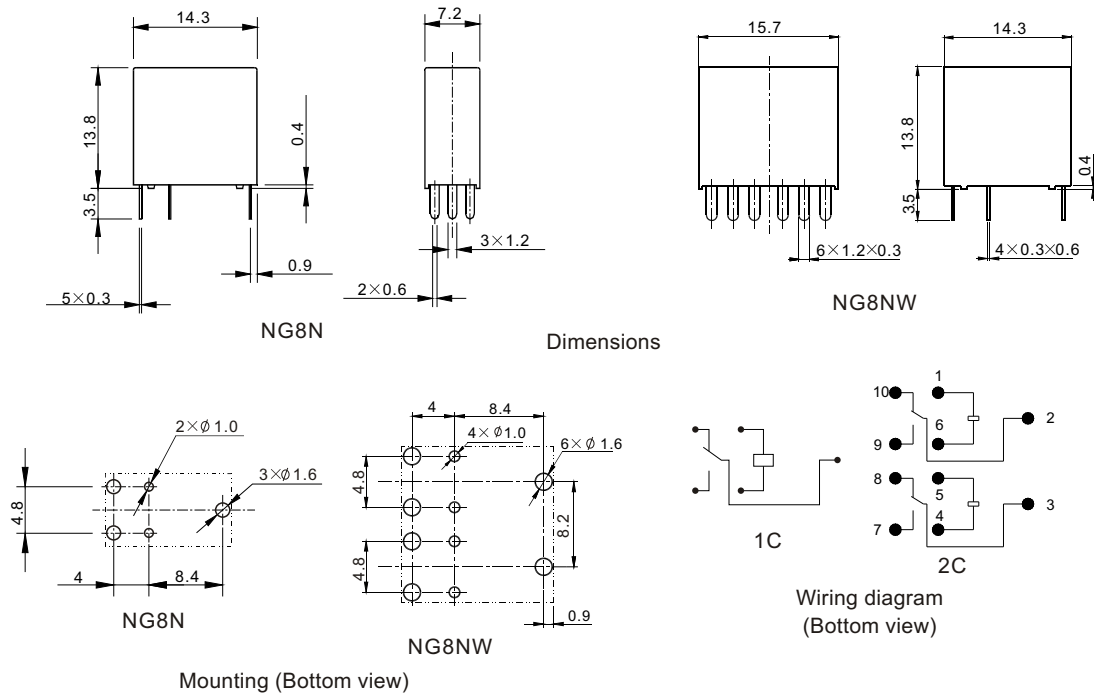
NG8N&NG8NW

Characteristics

| | | |
|---|--|--|
| Insulation Resistance | 100M Ω min (at 500VDC) | Item 4.11 of IEC 61810-7 |
| Dielectric Strength Between Contacts Between Contact and Coil | 50Hz 500VAC 50Hz 500VAC | Item 4.9 of IEC 61810-7 Item 4.9 of IEC 61810-7 |
| Shock Resistance | Functional: 98m/s ² | Item 4.26 of IEC 61810-7 |
| | Destructive: 980m/s ² | Item 4.26 of IEC 61810-7 |
| Vibration Resistance | Functional: 10Hz~500Hz Acceleration: 43.1m/s ² | Item 4.28 of IEC 61810-7 |
| Terminals Strength | 5N | Item 4.24 of IEC 61810-7 |
| Ambient Temperature | -40~105 $^{\circ}$ C | |
| Relative Humidity | 5% to 85% | Item 4.16 of IEC 61810-7 |
| Mass | 4.1g 8g(NG8NW) | Item 4.7 of IEC 61810-7 |

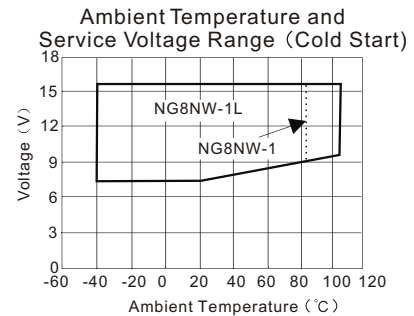
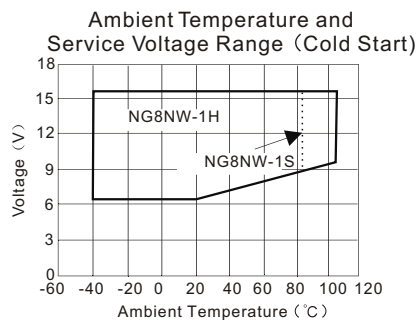
Dimensions

mm



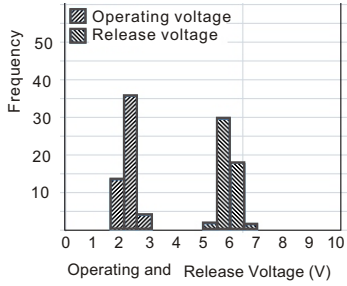
CAUTION: In case of no tolerance shown in outline dimension: outline dimension \leq 1mm, tolerance should be \pm 0.2mm; outline dimension > 1mm and \leq 5mm, tolerance should be \pm 0.3mm; outline dimension > 5mm, tolerance should be \pm 0.4mm.

Reference Data

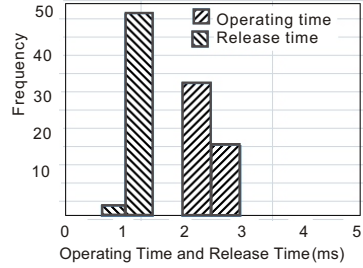


Reference Data

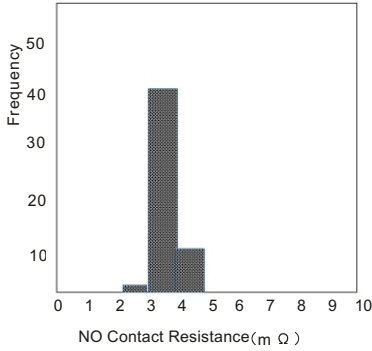
Sample: NG8N-1 DC12V 225Ω 50pcs



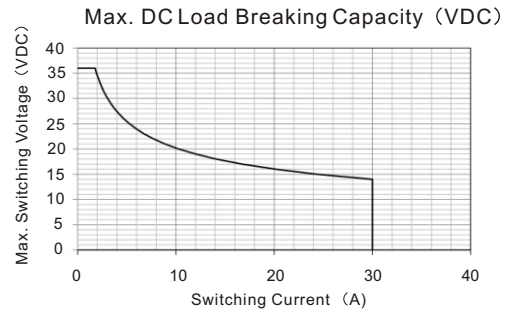
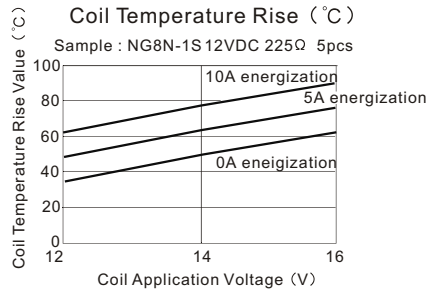
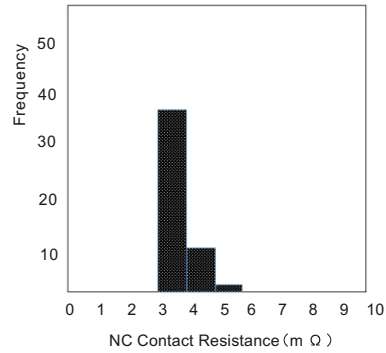
Sample: NG8N-1 12VDC 225Ω 50pcs
Diode to absorb coil surge, without resistor



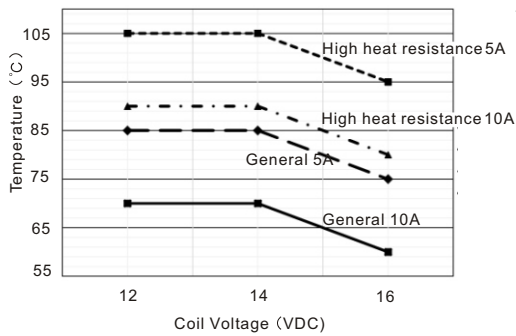
Sample: NG8N-1 DC12V 225Ω 50pcs



Sample : NG8N-1 DC12V 225Ω 50pcs



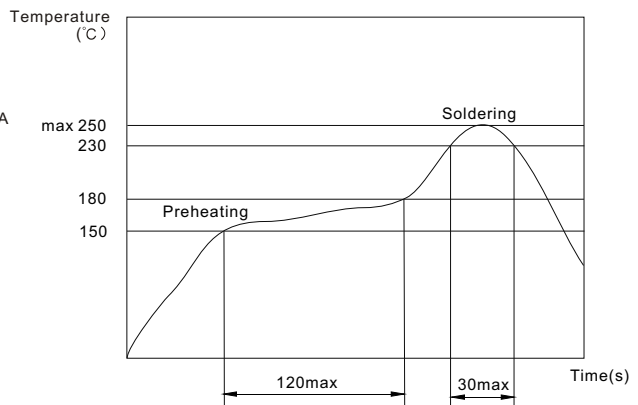
Continuous Electricity Allowed Range



Note:

Contact electric current :5A(10A for reference date)
Max. Coil temperature general 155°C
Max. Coil temperature high heatresistance 180°C

Reflow Soldering, Temperature on PCB Board



Recommended soldering temperature, only for reflow soldering version