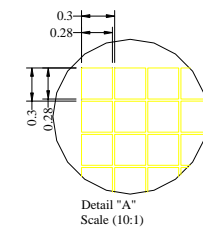
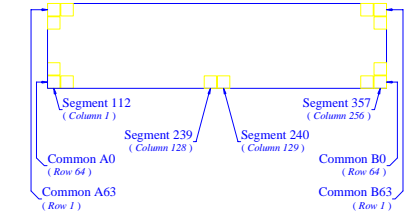
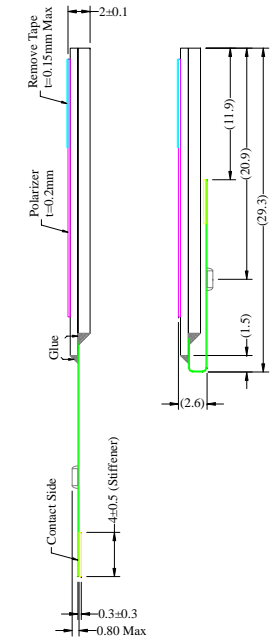
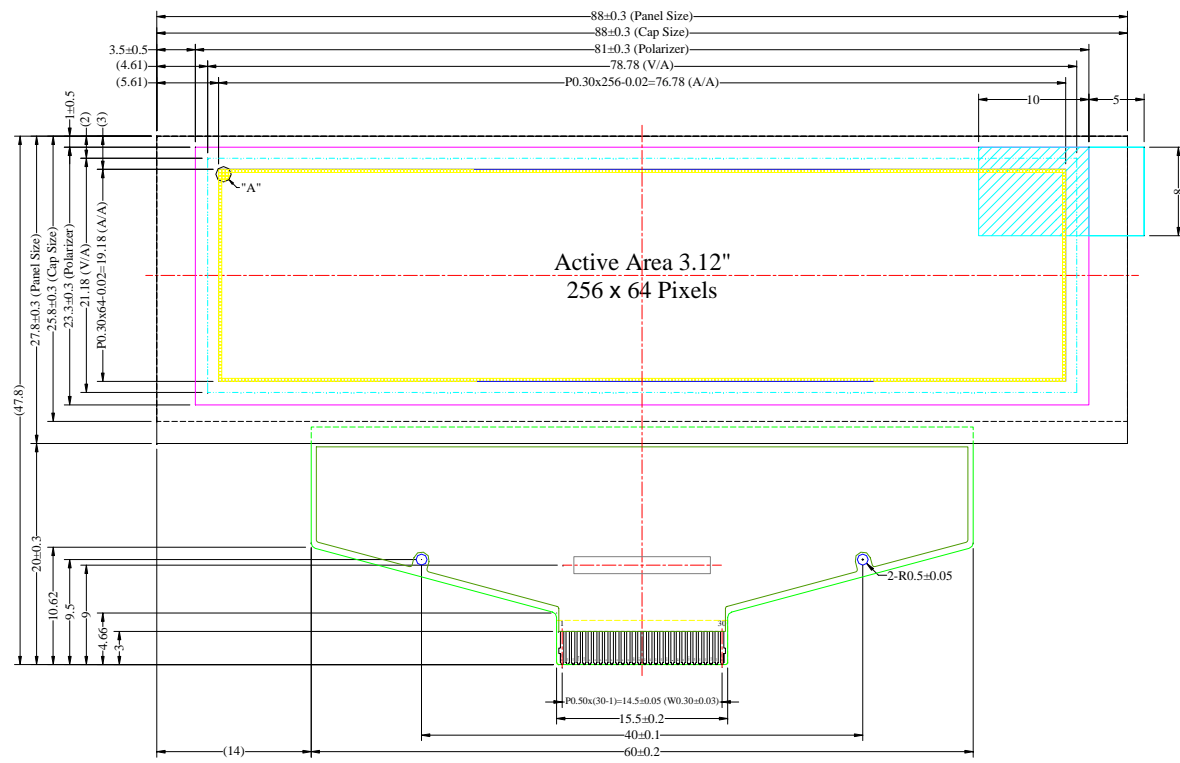


Item	Date	Remark
A	20080401	Original Drawing



Pin	Symbol
1	N.C. (GND)
2	VSS
3	VCC
4	VCOMH
5	VLSS
6	D7
7	D6
8	D5
9	D4
10	D3
11	D2
12	D1
13	D0
14	E/RD#
15	R/W#
16	BS0
17	BS1
18	DC#
19	CS#
20	RES#
21	FR
22	IREF
23	N.C.
24	VDDIO
25	VDD
26	VCI
27	VSL
28	VLSS
29	VCC
30	N.C. (GND)

Notes:

- Color: Yellow
- Driver IC: SSD1322
- Die Size: 12374um x 1526um
- TCP Number: SSD1322U
- Interface: 8-bit 68XX/80XX Parallel, 4-wire SPI
- General Tolerance: ±0.30
- The total thickness (2.10 Max) is without polarizer protective film & remove tape. The actual assembled total thickness with above materials should be 2.35 Max.

Customer Approval Signature	Univision Technology Inc.							Drawing Number	Rev.
	UG-5664ASYEF01 Folding Type OEL Display Module Pixel Number: 256 x 64, Monochrome, COF Package							DMG5664CNCF20	A
								Material	
	Unit	mm	Title	Drawn	E.E.	Panel / E.	P.M.	Scale	Sheet
General Roughness		By	Humphrey Lin	Ting-Kuo Hu	Ivy Lo	Cherry Lin	1:1	1 of 1	A3
Tolerance		Date	20080401	20080401	20080401	20080401			
Dimension	±0.30								
Angle	±1								