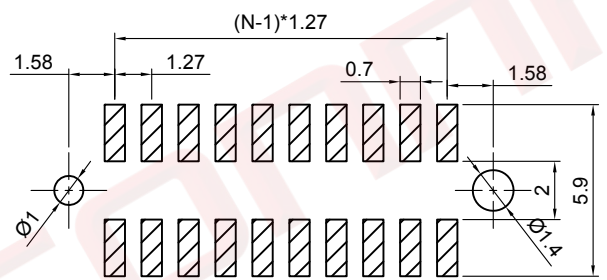
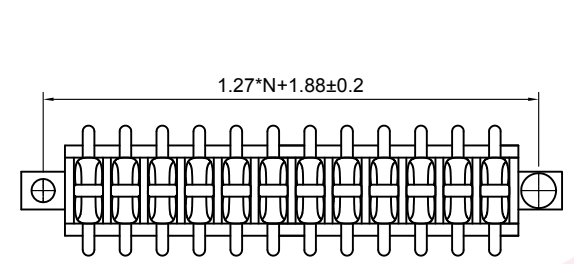
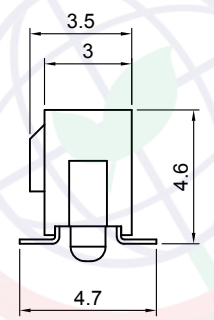
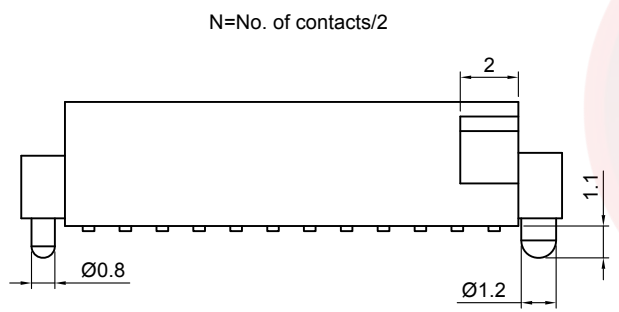
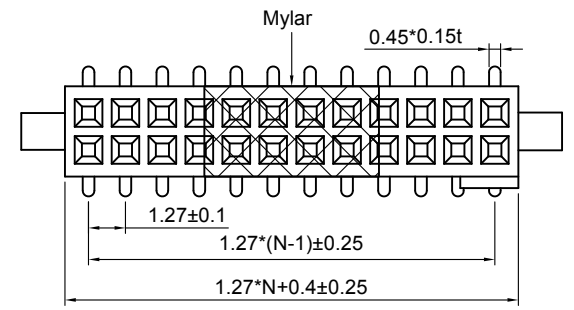


Dept	
Qty	
DC	1
ED	1
IE	1
ISO	1
PD	1
R&D	1
SD	1
QA	1
QC	1
QE	1

The information provided herein is from CONNPLY Electronic Co., Ltd. and is confidential. Any disclosure to a party other than the recipient is prohibited. The intellectual properties and its rights contained herein, including but not limited to, trademarks, patents, copyrights, trade secrets, and technical know-how, are owned exclusively by CONNPLY or its affiliates. Unauthorized use or reproduction of any part of this document is strictly prohibited. CONNPLY may enforce its intellectual property rights at its own discretion, failures or delays to exercise such rights does not constitute a waiver of such rights.

REV.	DESCRIPTION	DRAWN	CHECKED	APPROVED
A	NEW RELEASE	HP 26/06/05'		LJC 26/06/05'
B	DRAWING UPDATE	JLZ 11/17/17'	HZW 11/17/17'	LJC 11/17/17'
D	DRAWING UPDATE	JLZ 08/25/21'		



Recommended PCB layout
(Tolerance:±0.05)



(Series Image-Reference Only)

NOTES:

- Specifications
 - Current Rating: 1A
 - Insulation Resistance: 500MΩ Min
 - Dielectric Withstanding: 300V AC
 - Contact Resistance: 30mΩ Max
 - Operating Temperature: -40°C to+105°C

2.Materials


- Contact Material: Copper alloy
- Insulator: Thermoplastic(UL94 V-0)

3.Product number code:

DS1065-06 - X X X X X X X

- Packing type
R:Tape on reel
N/A Code:Tube
- Mylar support
S:W/ Mylar
N/A Code:W/O Mylar
- Mounting type
S:SMT type
- Housing color
B:Black
- Contact plating
8: Full gold flash
- Connector type
S:Socket
- No.of contacts
2x2-2x40

GENERAL TOLERANCE		ANGLE TOLERANCE		PROJECTION		TITLE	1.27mm Female Header Double Row SMT W/ Post Type
X.	±0.60	X.	±5°	UNITS	mm	SERIES	DS1065-05 SERIES
.X	±0.38	.X	±3°				
.XX	±0.25	.XX	±2°				
DRAWING TYPE		CUSTOMER					
SCALE		1:1	SHEET	1 OF 1			
DRAWING NO.		C-DS1065-05-XXXXXX-D					



晨翔电子有限公司
CONNPLY CONNPLY ELECTRONIC CO. LTD