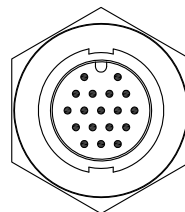
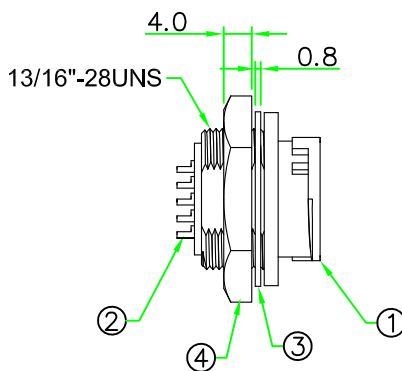
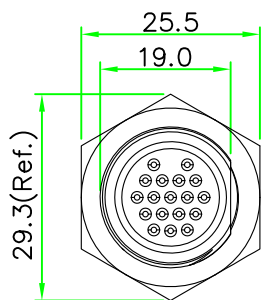
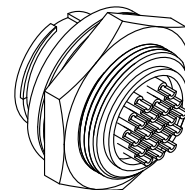
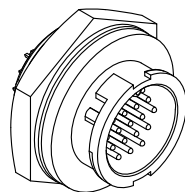
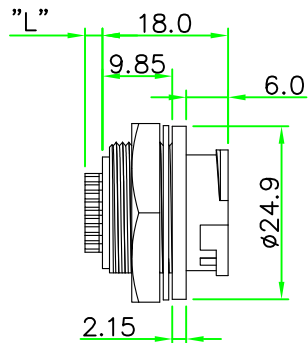


RECOMMENDED
PANEL CUT OUT

RoHS

IP66-68

P/N No.	L
CCG	8.7
CCP	7.0
CCD	1.6
CCN	3.8



REV.	DESCRIPTION	DATE
A	ISSUE	Nov/09/2015

Ref.

NOTES:

1. ELECTRICAL CHARACTERISTICS:

CURRENT RATING: 2A / 5A / 10A / 20A

CONNECTOR TEMPERATURE RANGE: -25°C TO +85°C

DIELECTRIC WITHSTANDING VOLTAGE:

500V AC FOR ONE MINUTE

2. PANEL THICKNESS MAX. 4.0mm

3. HOW TO ORDER: CCx-L1xxCSF

02 - 2 PIN 09 - 09 PIN

03 - 3 PIN 10 - 10 PIN

04 - 4 PIN 12 - 12 PIN

05 - 5 PIN 14 - 14 PIN

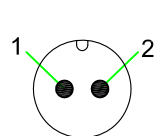
06 - 6 PIN 18 - 18 PIN

G - CURRENT RATING 20A

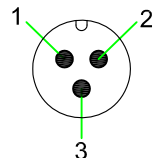
P - CURRENT RATING 10A

D - CURRENT RATING 5A

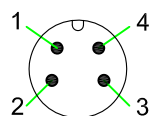
N - CURRENT RATING 2A



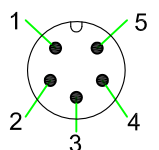
CCG-L102CSF



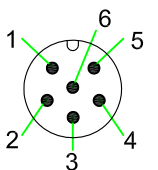
CCG-L103CSF



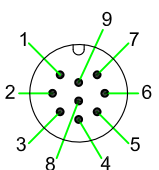
CCP-L104CSF



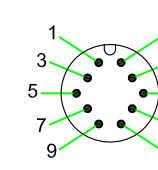
CCP-L105CSF



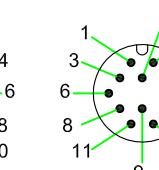
CCP-L106CSF



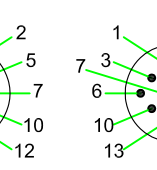
CCD-L109CSF



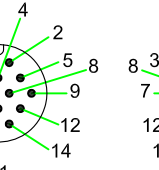
CCD-L110CSF



CCD-L112CSF



CCD-L114CSF



CCN-L118CSF

PIN ASSIGNMENT FRONT VIEW (前視圖)

HOLIN[®] HTP ASIA TECHNOLOGY CO., LTD.
禾凌科技股份有限公司

	UNIT: mm	TITLE : Circular C Size Male Connector Male Pin Front Mount Lock Type Round Flange Solder Bucket Pin
SCALE	1:1	
UNLESS OTHERWISE SPECIFIED TOLERANCES: .X ± 0.5 .XX ± 0.25 .XXX ± 0.1 ANGLE ± 1°		P/N: CCx-L1xxCSF
REV. A	SHEET 1/1	DWG.NO: CCx-L1xxCSF

No.	PART NAME	DESCRIPTION	COLOR	Q'TY	REMARKS
4	HEX NUT	NYLON+GF.	BLACK	1	
3	GASKET	EPDM.	BLACK	1	
2	CONTACT	Brass, 6 u" Gold Plated. Male Contact.		N	
1	CONNECTOR	C Size Male Connector Insert. NYLON+GF.	BLACK	1	

DR. Patty

CH. ERIC

AP.