
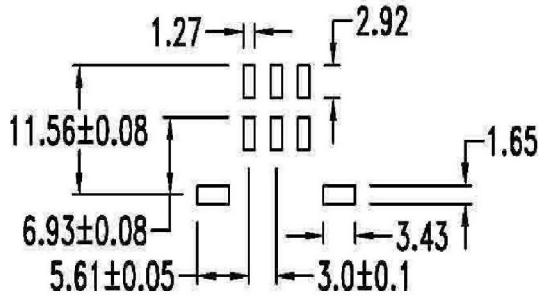
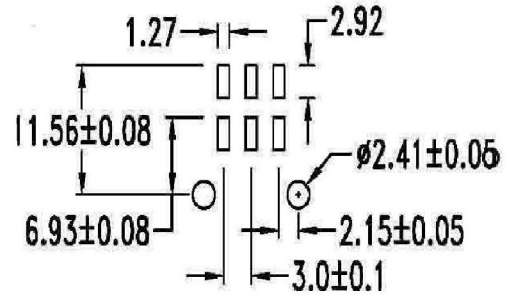
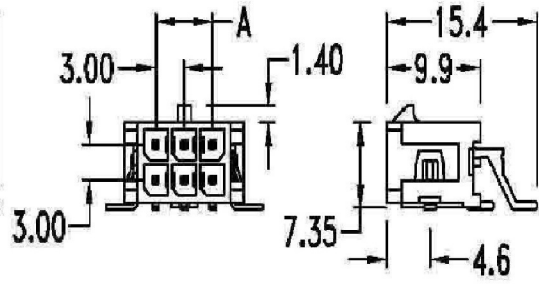
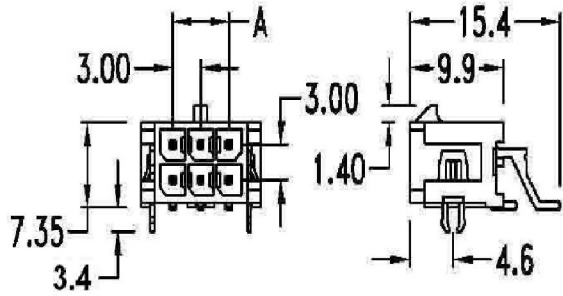
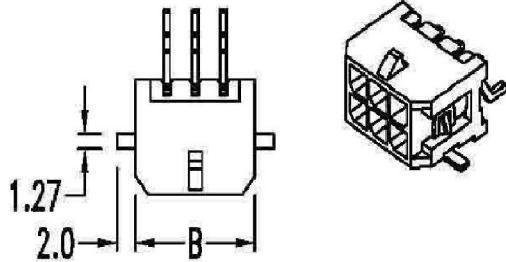
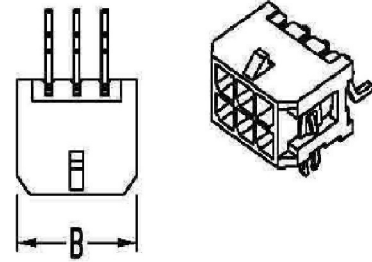


| REV | DATE | DETAILS |
|-----|------|---------|
| | | |
| | | |



SH3002-W-D-XX-BT
(W/Soldering Retention Clip)

SH3002-W-D-XX-DT
(With Soldering Fitting Nail)



PCB Layout: Component side

PCB Layout: Component side

| Circuits | Dim. A | Dim. B | Circuits | Dim. A | Dim. B | Circuits | Dim. A | Dim. B |
|----------|--------|--------|----------|--------|--------|----------|--------|--------|
| 2 | | 6.65 | 6 | 6.0 | 12.65 | 10 | 12.0 | 18.65 |
| 4 | 3.0 | 9.65 | 8 | 9.0 | 15.65 | 12 | 15.0 | 21.65 |
| 14 | 18.0 | 24.65 | 18 | 24.0 | 30.65 | 22 | 30.0 | 36.65 |
| 16 | 21.0 | 27.65 | 20 | 27.0 | 33.65 | 24 | 33.0 | 39.65 |

Features:

2 ~ 24 circuits available

Material: LCP

Tin-plated brass pin

Specification:

Current rating: 5A AC, DC

Voltage rating: 250V AC, DC

Contact resistance: 10mΩ Max.

Dielectric withstanding voltage: 1500V AC/minute

Ambient temperature range: -25°C ~ 85°C

HOW TO ORDER

SH3002 - W - D - XX - X T

1 2 3 4 5 6

- 1. Series No.: SH3002
- 2. Product: W:Wafer
- 3. Row Type: S:Single Row, D: Dual Row
- 4. Contact No.: 02~12(Single Row), 02~24(Dual Row)
- 5. Function: S: Straight, R: Right Angle, A: SMT Straight With Soldering Retention Clip, B: SMT Right Angle With Soldering Retention Clip, C: SMT Straight With Soldering Fitting Nail, D: SMT Right Angle With Soldering Fitting Nail
- 6. Plating: T: Tin

JIA YI ELECTRONIC CO., LTD

| | | | | | | | |
|----------|---------|----------|-------|-----------|--------------------------------------|--------------------------|---------|
| APPROVED | CHECKED | DRAWN BY | UNIT | TOLARANCE | ITEM NUMBER | PART NAME | REV |
| NICK | ERIC | JACK | mm | X.± 0.5 | SH3002-W-D-XX-BT SH3002-W-D-XX-DT | 3.0mm Pitch Wafer | PAGE NO |
| | | | SCALE | .X ± 0.3 | | Dual Row SMT Right Angle | |
| | | | | .XX ± 0.2 | | Tin Plated | |
| | | | NOT | .XX ± 0.1 | | 1 / 1 | |