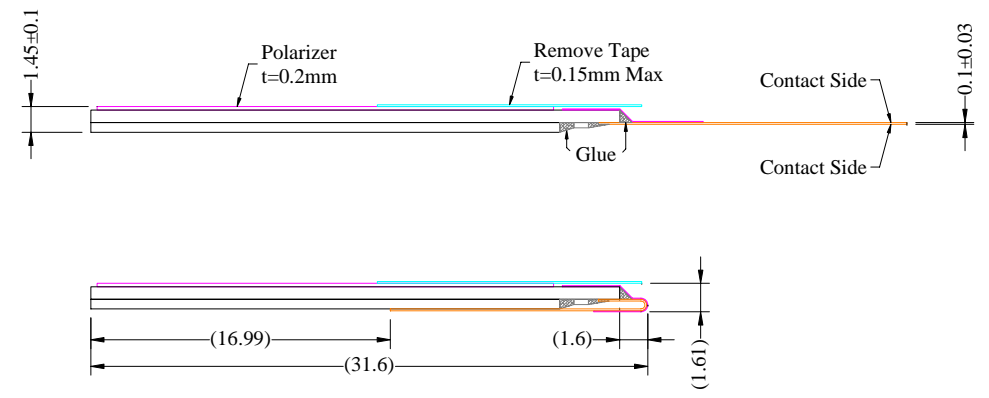

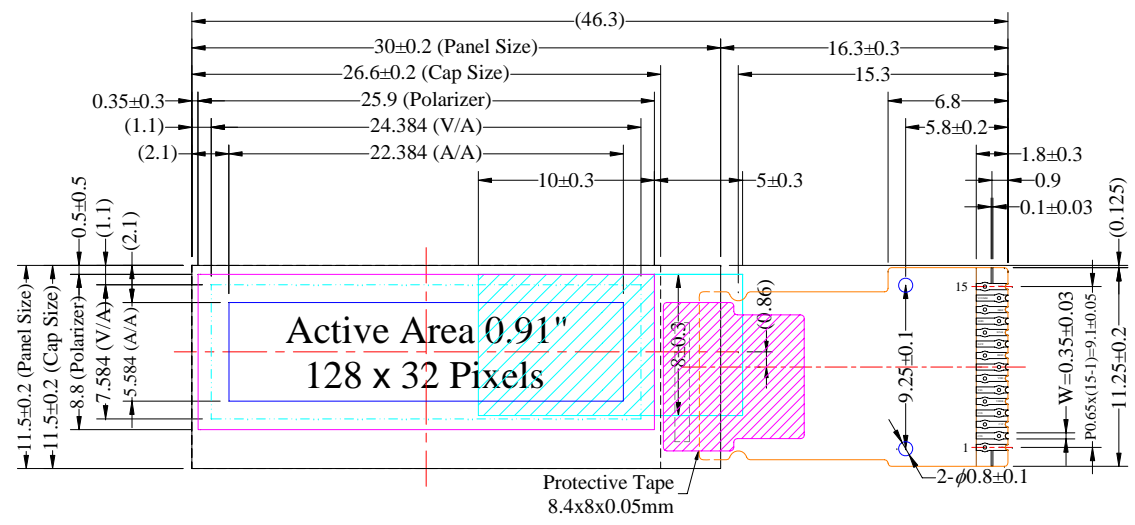
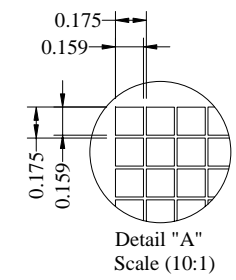


Item	Date	Remark
A	20090511	Original Drawing
B	20100726	Change FPC Protective Tape
C	20101229	Modify Pin Define



(Reference Mechanical Design)



Pin	Symbol
1	C2P
2	C2N
3	C1P
4	C1N
5	VDDDB
6	VSS
7	VDD
8	CS#
9	RES#
10	D/C#
11	SCLK
12	SDIN
13	IREF
14	VCOMH
15	VCC

Notes:

- Color: White
- Driver IC: SSD1306
- FPC Number: UT-0206-P06
- Interface: 4-wire SPI
- General Tolerance:  $\pm 0.30$
- The total thickness (1.55 Max) is without polarizer protective film & remove tape. The actual assembled total thickness with above materials should be 1.80 Max.

Customer Approval Signature	WiseChip Semiconductor Inc.						Drawing Number	Rev.	
		UG-2832HSWEG04 Folding Type OEL Display Module Pixel Number: 128 x 32, Monochrome, COG Package						DMX2832SDGF20	C
	Material						Soda Lime / Polyimide		
	Title		Drawn	E.E.	Panel / E.	P.M.	Scale	Sheet	Size
	Unless Otherwise Specified		By				1:1	1 of 1	A3
	Unit	mm	Gary Lin	Ting Kuo Hu	Ivy Lo	Tiffany Hsu			
	General Roughness	$\sqrt{Ra}$	Date	20101229	20101229	20101229			
	Tolerance								
	Dimension	$\pm 0.3$							
	Angle	$\pm 1$							