The drawing contained herein is the exclusive property of WiseChip. It is not allowed to copy, reproduce and or disclose in any formats without permission of WiseChip.

Item	Date	Remark
A	20120830	Original Drawing

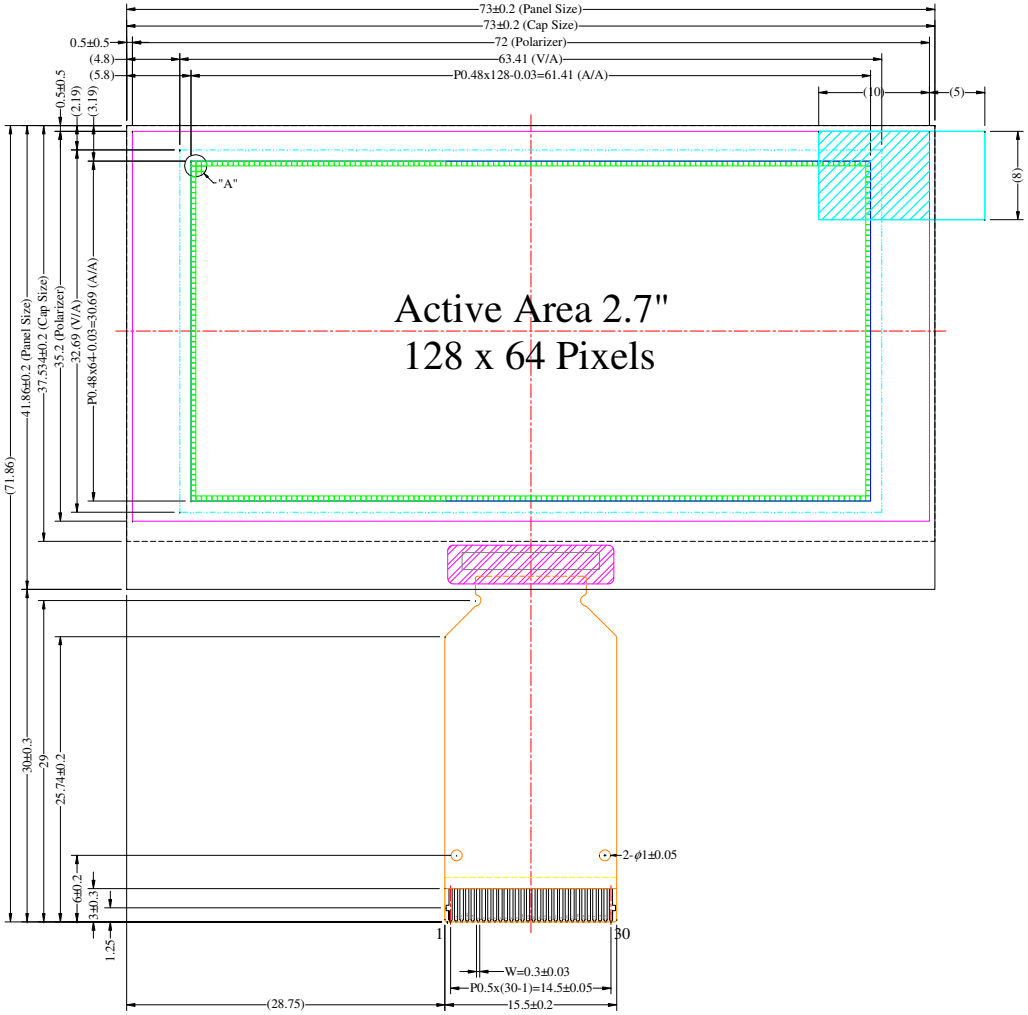

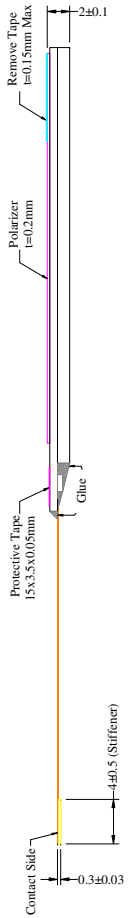



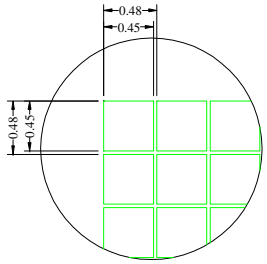

Detail "A"
Scale (10:1)

Pin	Symbol
1	N.C. (GND)
2	VSS
3	VCC
4	VCOMH
5	VLSS
6	D7
7	D6
8	D5
9	D4
10	D3
11	D2
12	D1
13	D0
14	E/RD#
15	R/W#
16	BS0
17	BS1
18	D/C#
19	CS#
20	RES#
21	FR
22	IREF
23	N.C.
24	VDDIO
25	VDD
26	VCI
27	VSL
28	VLSS
29	VCC.
30	N.C.(GND)

Notes:

1. Color: Green
2. Driver IC: SSD1322
3. FPC Number: UT-0222-P04
4. Interface:
   8-bit 68XX/80XX Parallel, 3-/4-wire SPI
5. General Tolerance: ±0.30
6. The total thickness (2.10 Max) is without polarizer protective film & remove tape.
   The actual assembled total thickness with above materials should be 2.35 Max.

Customer Approval Signature	WiseChip Semiconductor Inc.						Drawing Number	Rev.
							DMG2864CNGFBT	A
	Unless Otherwise Specified		Title	UG-2864ASGIG01 Folding Type OEL Display Module Pixel Number: 128 x 64, Monochrome, COG Package			Material	
	Unit	mm					Soda Lime / Polyimide	
	General Roughness							
	Tolerance			Drawn	E.E.	Panel / E.	P.M.	
	Dimension	±0.3	By	Dora Yang	Ting-Kuo Hu	Ivy Lo	Tiffany Hsu	Scale / Sheet / Size
	Angle	±1	Date	20120830	20120830	20120830	20120830	1:1 / 1 of 1 / A3