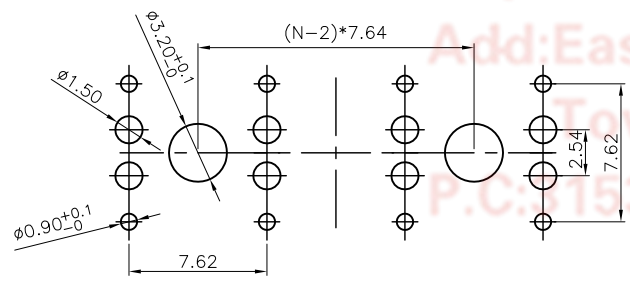
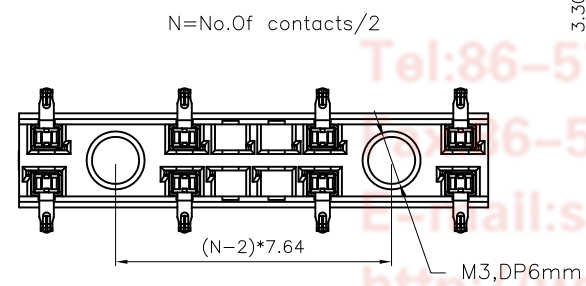
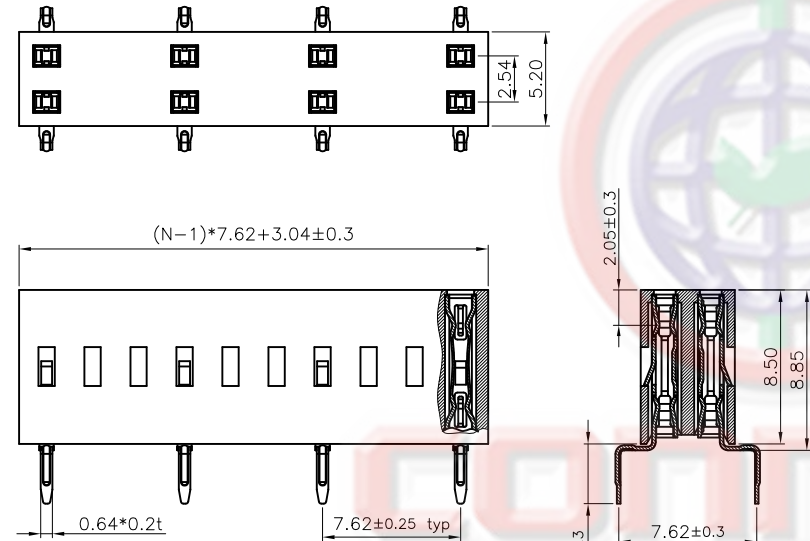


Dept  
Qty  
DC 1  
ED 1  
IE 1  
ISO 1  
PD 1  
R&D 1  
SD 1  
QA 1  
QC 1  
QE 1

The information provided herein is from CONNELY Electronic Co., Ltd. and is confidential. Any disclosure to a party other than the recipient is prohibited. The intellectual properties and its rights contained herein, including but not limited to, trademarks, patents, copyrights, trade secrets, and technical know-how, are owned exclusively by CONNELY or its affiliates. Unauthorized use of this information in any format or manner, CONNELY may enforce its intellectual property rights at its own discretion; failures or delays to exercise such rights does not constitute a waiver of such rights.

REV.	DESCRIPTION	DRAWN	CHECKED	APPROVED
A	NEW RELEASE	JLZ 03/01/18'		



RECOMMEND PCB LAYOUT  
(TOLERANCE ±0.05)

NOTES:

- CHARACTERISTICS:
  - CONTACT RESISTANCE: 20mΩ Max.
  - DIELECTRIC WITHSTANDING VOLTAGE: 600V AC(rms) FOR 1 MINUTE.
  - INSULATION RESISTANCE: 1000MΩ Min.
  - CURRENT RATING:3A.
- ENVIRONMENT CHARACTERISTICS:
  - TEMPERATURE: -40°C~+105°C.
- MATERIALS
  - CONTACT MATERIAL: COPPER ALLOY.
  - CONTACT PLATING: GOLD
  - INSULATOR MATERIALS: PBT,BLACK,UL94-V0.
- PRODUCT NUMBER CODE:

DS1023-54 - X X X X X 0 X 0

- PACKING TYPE  
B: TUBE
- HOUSING COLOR  
B: BLACK
- CONTACT PLATING  
8: FULL GOLD FLASH
- MOUNTING TYPE  
V: V/T TYPE
- CONNECTOR TYPE  
S: SOCKET
- No.OF CONTACTS  
2x2-2x8

GENERAL TOLERANCE		ANGLE TOLERANCE	
X.	±0.60	X.	±5°
.X	±0.38	.X	±3°
.XX	±0.25	.XX	±2°

DRAWING TYPE	CUSTOMER		
SCALE	1:1	SHEET	1 OF 1
DRAWING NO.	C-DS1023-54-XXXXX-A		

PROJECTION		TITLE	2.54*7.62mm Female Header W/ Screw Hole V/T Type H=8.5mm
UNITS	mm		
SHEET SIZE	A4	SERIES	DS1023-54 SERIES

晨翔电子有限公司  
CONNFLY CONNELY ELECTRONIC CO. LTD

Tel:86-574-63508787  
86-574-63510817  
E-mail:sale@connfly.com  
http://www.connfly.com  
Add:East Industry Zone KuangYan  
Town Cixi Ningbo China  
P.C:315333