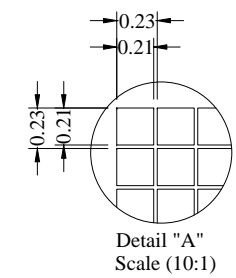
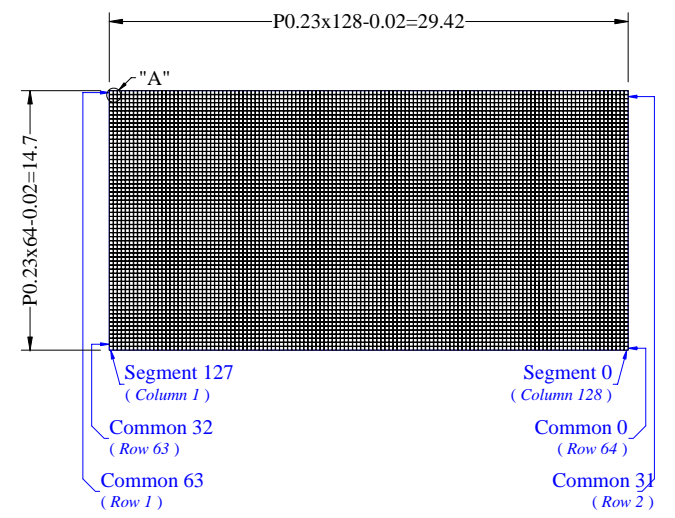
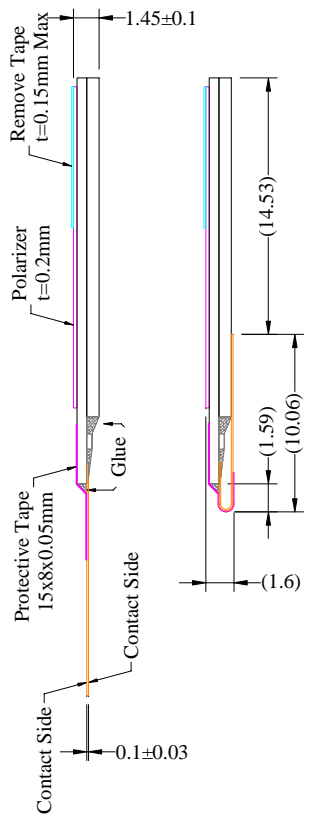


Notes:

1. Color: White
2. Driver IC: SSD1306
3. FPC Number: UT-0206-P05
4. Interface:
8-bit 68XX/80XX Parallel, 3-/4-wire SPI, I2C
5. General Tolerance: ±0.30
6. The total thickness (1.55 Max) is without polarizer protective film & remove tape.
The actual assembled total thickness with above materials should be 1.80 Max.

Item	Date	Remark
A	20110411	Original Drawing



Pin	Symbol
1	N.C. (GND)
2	CP
3	C2N
4	C1P
5	C1N
6	VBAT
7	N.C.
8	VSS
9	VDD
10	BS0
11	BS1
12	BS2
13	CS#
14	RES#
15	D/C#
16	R/W#
17	ERD#
18	DO
19	D1
20	D2
21	D3
22	D4
23	D5
24	D6
25	D7
26	IREF
27	VCOMH
28	VCC
29	VLSS
30	N.C. (GND)

Customer Approval Signature	WiseChip Semiconductor Inc.							Drawing Number	Rev.			
	UG-2864KSWLG01 Folding Type OEL Display Module Pixel Number: 128 x 64, Monochrome, COG Package							DMX2864SDGF91			A	
								Material			Soda Lime / Polyimide	
	Title		Drawn	E.E.	Panel / E.	P.M.	Scale	Sheet	Size			
Unit mm		By	Gary Lin	Ting-Kuo Hu	Ivy Lo	Tiffany Hsu	1:1	1 of 1	A3			
General Roughness		Date	20110411	20110411	20110411	20110411						
Tolerance												
Dimension												
Angle												