



650V/ 50A Silicon Carbide Power Schottky Barrier Diode

Features

- Zero reverse recovery current
- Zero forward recovery voltage
- Temperature independent switching behavior
- High temperature operation
- High frequency operation

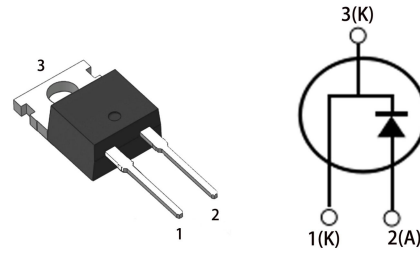
Key Characteristics		
V_{RRM}	650	V
$I_F, T_c \leq 151^\circ\text{C}$	50	A
Q_c	168	nC

Benefits

- Unipolar rectifier
- Substantially reduced switching losses
- No thermal run-away with parallel devices
- Reduced heat sink requirements

Applications

- SMPS, e.g., CCM PFC;
- Motor drives, Solar application, UPS,
Wind turbine, Rail traction, EV/HEV



Part No.	Package Type	Marking
G3S06550A	TO-220AC	G3S06550A

Maximum Ratings

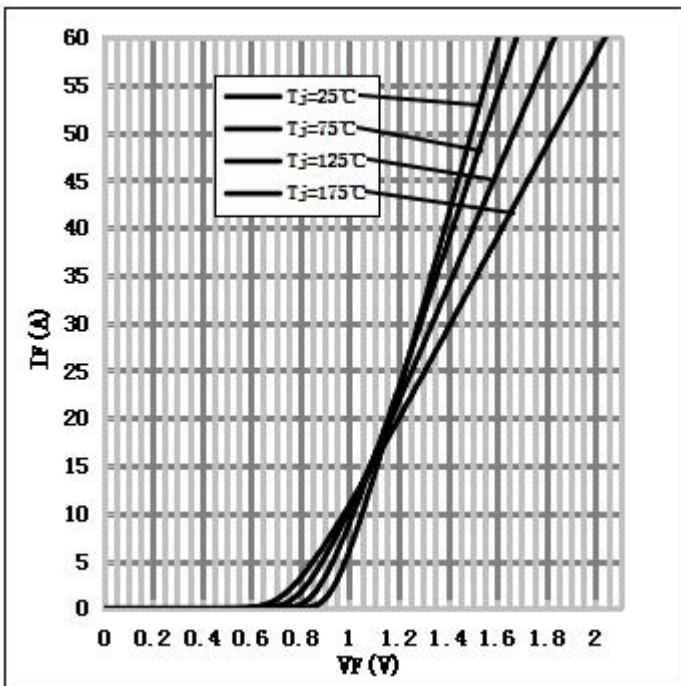
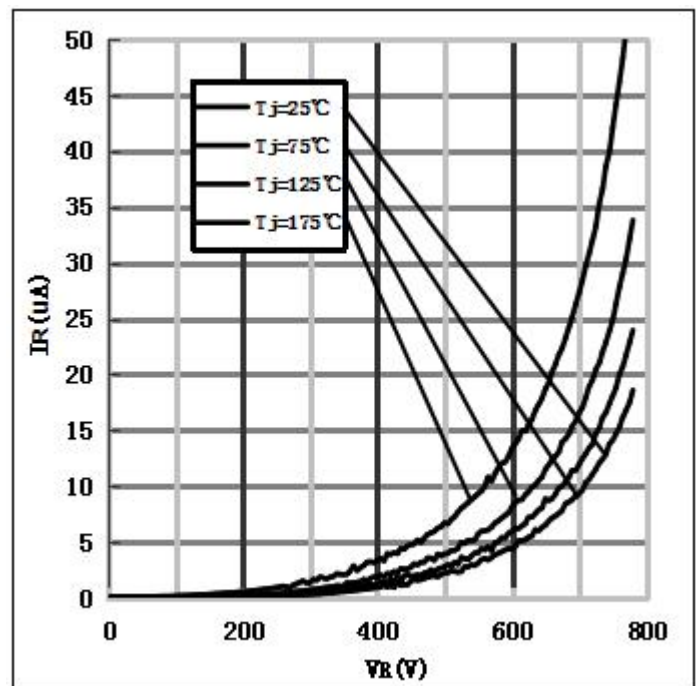
Parameter	Symbol	Test Condition	Value	Unit
Repetitive Peak Reverse Voltage	V_{RRM}		650	V
Surge Peak Reverse Voltage	V_{RSM}		650	V
DC Blocking Voltage	V_{DC}		650	V
Continuous Forward Current	I_F	$T_C=25^{\circ}C$ $T_C=125^{\circ}C$ $T_C=151^{\circ}C$	140 74 50	A
Repetitive Peak Forward Surge Current	I_{FRM}	$T_C=25^{\circ}C$, $t_p=10ms$, Half Sine Wave, $D=0.3$	250	A
Non-repetitive Peak Forward Surge Current	I_{FSM}	$T_C=25^{\circ}C$, $t_p=10ms$, Half Sine Wave	400	A
Power Dissipation	P_{TOT}	$T_C=25^{\circ}C$	517	W
		$T_C=110^{\circ}C$	224	W
Operating Junction	T_j		-55 $^{\circ}C$ to 175 $^{\circ}C$	$^{\circ}C$
Storage Temperature	T_{stg}		-55 $^{\circ}C$ to 175 $^{\circ}C$	$^{\circ}C$
Mounting Torque		M3 Screw	1	Nm
		6-32 Screw	8.8	lbf-in

Thermal Characteristics

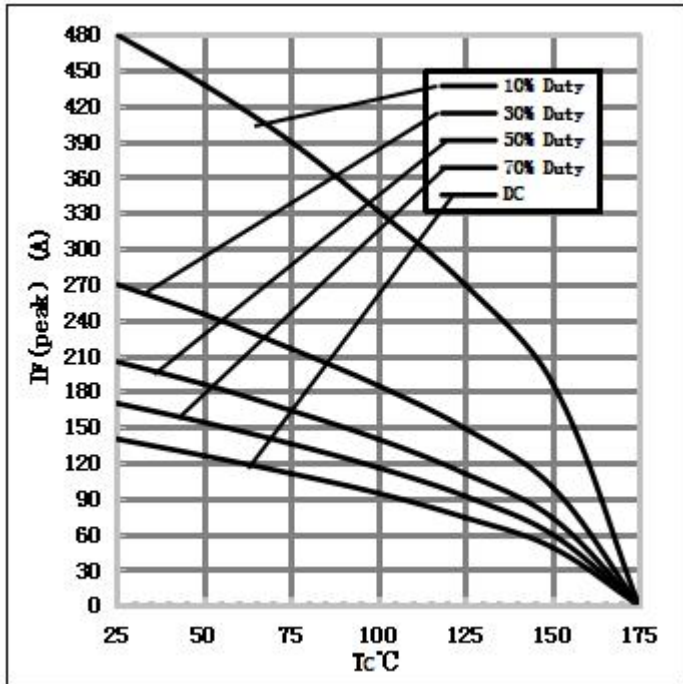
Parameter	Symbol	Test Condition	Value	Unit
			Typ.	
Thermal resistance from junction to case	R_{thJC}		0.29	$^{\circ}C/W$

Electrical Characteristics

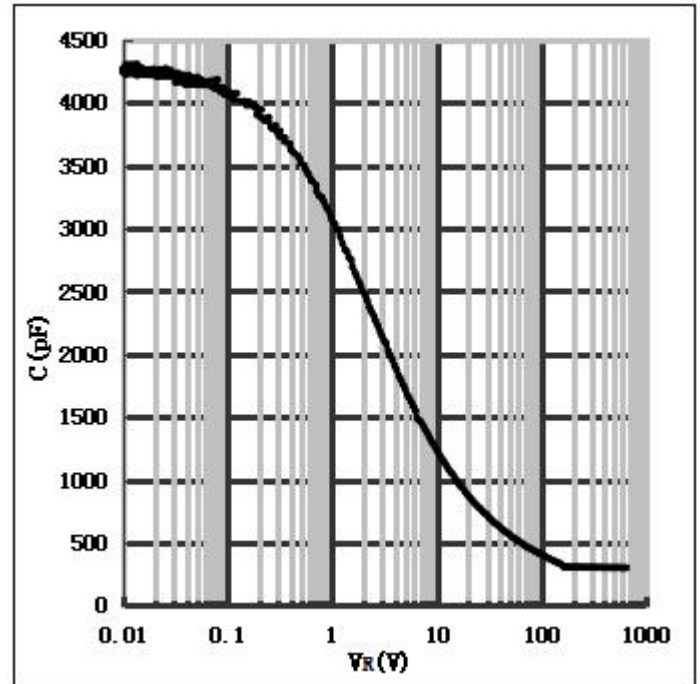
Parameter	Symbol	Test Conditions	Numerical		Unit
			Typ.	Max.	
Forward Voltage	V_F	$I_F=50A, T_j=25^\circ C$	1.45	1.7	V
		$I_F=50A, T_j=175^\circ C$	1.82	2.5	
Reverse Current	I_R	$V_R=650V, T_j=25^\circ C$	6	50	μA
		$V_R=650V, T_j=175^\circ C$	15	200	
Total Capacitive Charge	Q_C	$V_R=400V, T_j=150^\circ C$ $Q_C = \int_0^{V_R} C(V)dV$	168	-	nC
Total Capacitance	C	$V_R=0V, T_j=25^\circ C, f=1MHz$	4400	4500	pF
		$V_R=200V, T_j=25^\circ C, f=1MHz$	306	320	
		$V_R=400V, T_j=25^\circ C, f=1MHz$	303	310	

Performance Graphs1) Forward IV characteristics as a function of T_j :2) Reverse IV characteristics as a function of T_j :

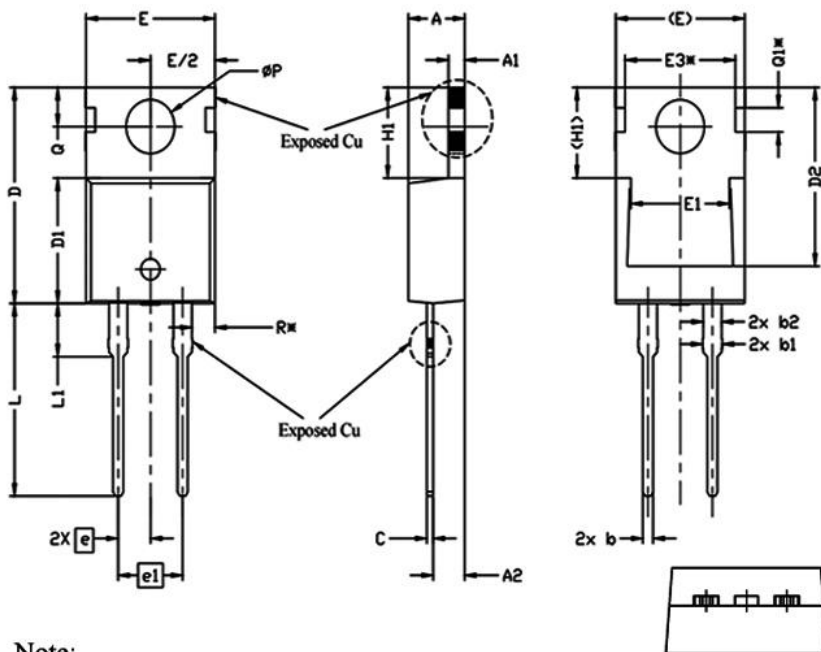
3) Current Derating:



4) Capacitance vs. reverse voltage:



Package TO-220AC



- Note:
1. Package Reference: JEDEC TO220, Variation AB.
 2. All Dimensions Are In mm.
 3. Slot Required, Notch May Be Rounded
 4. Dimension D & E Do Not Include Mold Flash. Mold Flash Shall Not Exceed 0.127mm Pre Side. These Dimensions Are Measured At The Outermost Extreme Of The Plastic Body.
 5. Thermal Pad Contour Optional Within Dimensions E, H1, D2 & E1.
 6. Dimension E2 & H1 Define A Zone Where Stamping And Singulation Irregularities Are Allowed.
 7. "*" is reference .

单位: mm

SYMBOL	DIMENSIONS			NOTES
	MIN.	NOM.	MAX.	
A	4.24	4.44	4.64	
A1	1.15	1.27	1.40	
A2	2.30	2.48	2.70	
b	0.70	0.80	0.90	
b1	1.20	1.55	1.75	
b2	1.20	1.45	1.70	
c	0.40	0.50	0.60	
D	14.70	15.37	16.00	4
D1	8.82	8.92	9.02	
D2	12.63	12.73	12.83	5
E	9.96	10.16	10.36	4,5
E1	6.86	7.77	8.89	5
E3*	8.70REF.			
e	2.54BSC			
e1	5.08BSC			
H1	6.30	6.45	6.60	5,6
L	13.47	13.72	13.97	
L1	3.60	3.80	4.00	
∅P	3.75	3.84	3.93	
Q	2.60	2.80	3.00	
Q1*	1.73REF.			
R*	1.82REF.			

Note: The levels of RoHS restricted materials in this product are below the maximum concentration values (also referred to as the threshold limits) permitted for such substances, or are used in an exempted application, in accordance with EU Directive 2011/65/EC(RoHS2). RoHS Certification and other certifications can be obtained from GPT sales representatives or GPT website: <http://globalpowertech.cn/English/index.asp>

GPT's Alibaba Online Store is available now! You can place order with one click and get direct delivery from manufacturer in short time. For more info about products and price, please reach us at:

<https://globalpowertech.en.alibaba.com/>

More product datasheets and company information can be found in:

<http://globalpowertech.cn/English/index.asp>

