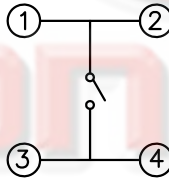
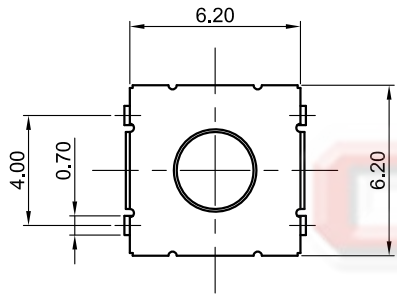


Dept	
Qty	
DC	1
ED	1
IE	1
ISO	1
PD	1
R&D	1
SD	1
QA	1
QC	1
QE	1

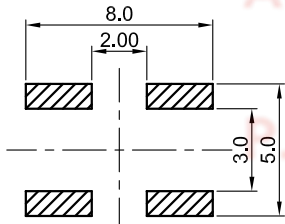
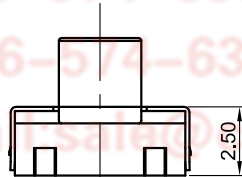
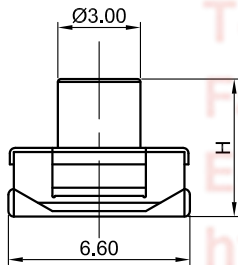
NOTES:

1. SPECIFICATIONS

- . Contact Rating: 50mA at 12Vdc
- . Insulation Resistance:100MΩ min.
- . Contact Resistance:50mΩ max.
- . Dielectric Withstanding Voltage: 250V AC(rms) for 1 minute.
- . Operating Life:100,000 cycles
- . Travel:0.25±0.1mm
- . Operation Temperature Range: -25°C to +70°C



CIRCUIT DIAGRAM

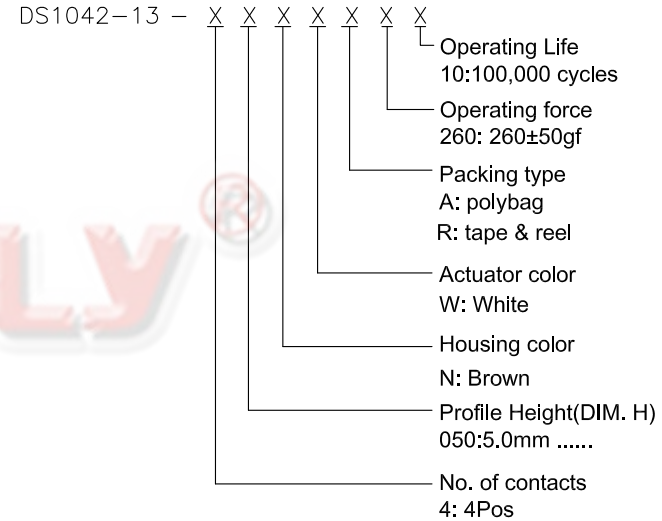


RECOMMEND P.C.B LAYOUT
Tolerance±0.05

REV.	DESCRIPTION	DRAWN	CHECKED	APPROVED
A	NEW RELEASE	JLZ 01/29/18'	HZW 01/29/18'	LJC 01/29/18'
B	DRAWING UPDATE	JLZ 01/17/19'		

- . Wave Soldering: Recommended Solder Temperature At 500°f(260°C)max. 5 Seconds
- . Hand Soldering: Use Soldering Iron Of 30 Watts,Controlled At 608°f(320°C)Approximately 2 Seconds.

2. PRODUCT NUMBER CODE:



Tel:86-574-63508787
 Fax:86-574-63510817
 E-mail:sales@connfly.com
 http://www.connfly.com
 Add:East Industry Zone KuangYan
 Town Cixi Ningbo China
 C:315333

GENERAL TOLERANCE		ANGLE TOLERANCE	
X.	±0.60	X.	±5°
.X	±0.38	.X	±3°
.XX	±0.25	.XX	±2°

PROJECTION	TITLE
UNITS	Tact Switch SMT Type 6.2mmX6.2mm
SHEET SIZE	SERIES DS1042-13 SERIES

DRAWING TYPE	CUSTOMER		
SCALE	1:1	SHEET	1 OF 1
DRAWING NO.	C-DS1042-13-XXXXXXX-B		

 晨翔电子有限公司
CONNFLY CONNFLY ELECTRONIC CO. LTD

The information provided herein is from CONNFLY Electronic Co., Ltd. and is confidential. Any disclosure to a party other than the recipient is prohibited. The intellectual properties and its rights contained herein, including but not limited to, trademarks, patents, copyrights, trade secrets, and technical know-how, are owned exclusively by CONNFLY or its affiliates. Unauthorized use or modification is strictly prohibited. CONNFLY may enforce its intellectual property rights at its own discretion; failures or delays to exercise such rights does not constitute a waiver of such rights.