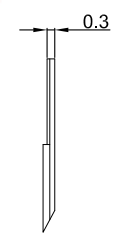
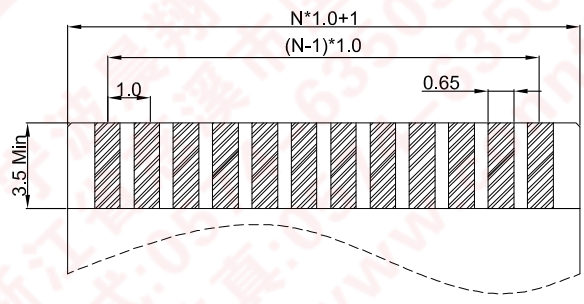
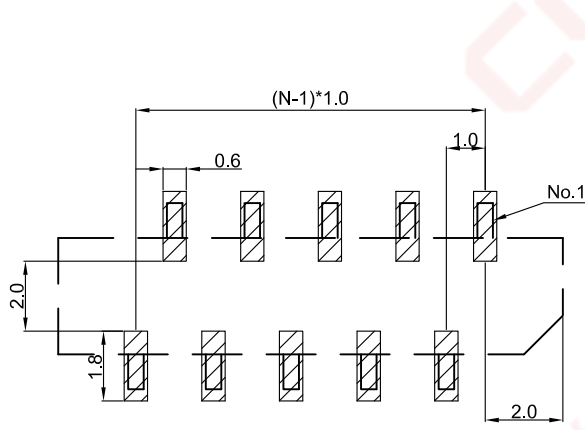
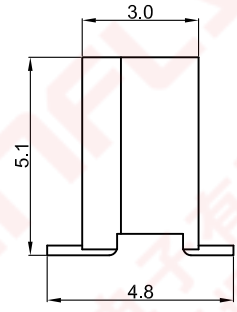
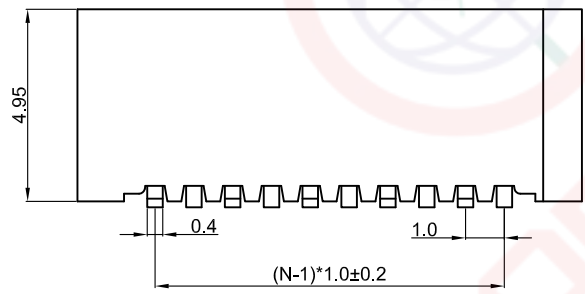
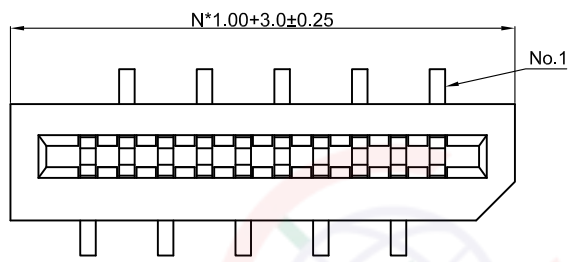


The information provided herein is from CONNELY Electronic Co., Ltd. and is confidential. Any disclosure to a party other than the recipient is prohibited. The intellectual properties and its rights contained herein, including but not limited to, trademarks, patents, copyrights, trade secrets, and technical know-how, are owned exclusively by CONNELY or its affiliates. Unauthorized use of this information in any format or manner. CONNELY may enforce its intellectual property rights at its own discretion; failures or delays to exercise such rights does not constitute a waiver of such rights.

1                      2                      3                      4                      5                      6                      7                      8

REV.	DESCRIPTION	DRAWN	CHECKED	APPROVED
A	NEW RELEASE	JLZ 05/05/19'		



RECOMMEND FFC DIM.

RECOMMEND PCB LAYOUT(TOLERANCE=±0.05)

NOTES:

1. MATERIAL
  - 1.1 INSULATOR:THERMOPLASTIC(UL 94V-0).
  - 1.2 CONTACT: COPPER ALLOY.
2. SPECIFICATION
  - 2.1 TEMPERATURE:-25°C ~ +85°C.
  - 2.2 CONTACT RESISTANCE:30mΩ max.
  - 2.3 INSULATION RESISTANCE:100MΩ min.
  - 2.4 DIELECTRIC WITHSTANDING VOLTAGE:AC 100V PER MINUTE.
  - 2.5 CURRENT RATING: 0.5A AC/DC
  - 2.6 VOLTAGE RATING: 50V AC/DC
3. PRODUCT NUMBER CODE:

DS1020-25- X X X

- X CONTACT PLATING
- T1: TIN
- 8: FULL GOLD FLASH
- HOUSING COLOR
- B:BLACK
- No. OF CONTACTS
- 04~40

GENERAL TOLERANCE		ANGLE TOLERANCE	
X.	±0.60	X.	±5°
.X	±0.38	.X	±3°
.XX	±0.25	.XX	±2°
DRAWING TYPE		CUSTOMER	
SCALE		1:1	SHEET 1 OF 1
DRAWING NO.		C-DS1020-25-XXXXX-A	

PROJECTION	TITLE
	1.00mm FPC V/T SMT Type
UNITS	mm
SHEET SIZE	A4
SERIES	DS1020-25 SERIES

**晨翔电子有限公司**  
**CONNFLY CONNFLY ELECTRONIC CO. LTD**

1                      2                      3                      4                      5                      6                      7                      8