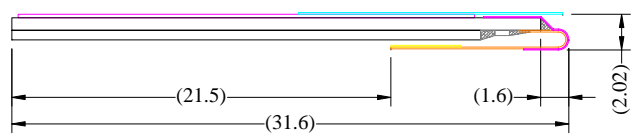
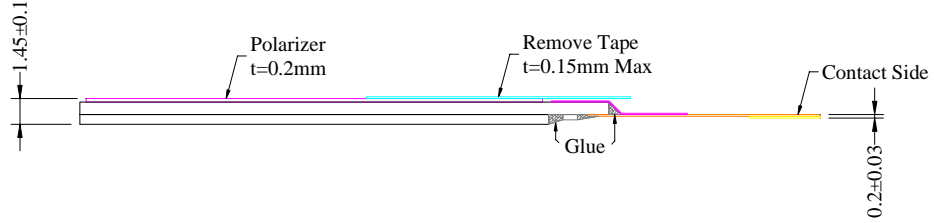

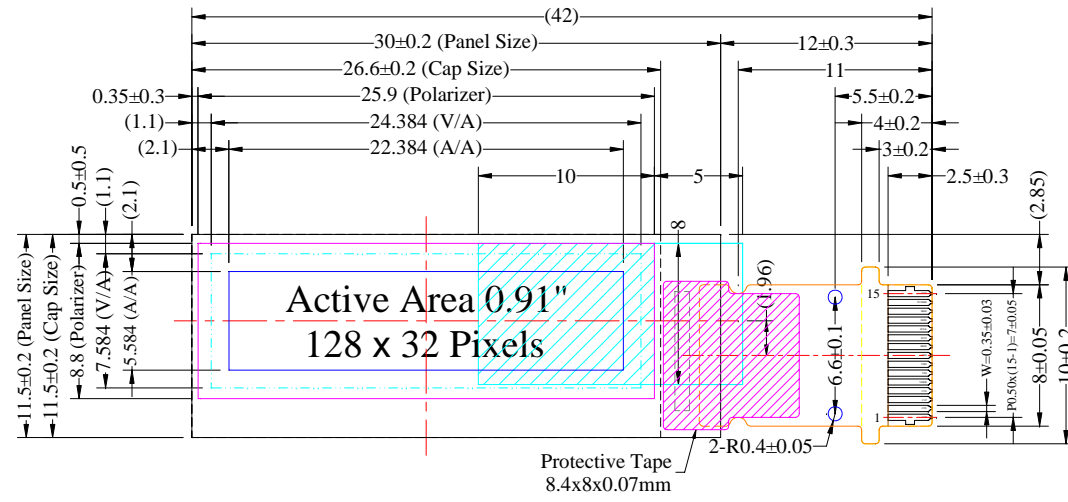
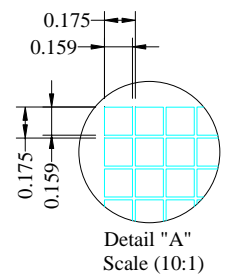


Item	Date	Remark
A	20090715	Original Drawing
B	20090722	Modify FPC Profile
C	20100409	Change Protective Tape Material
D	20101229	Modify Pin Define



(Reference Mechanical Design)



Pin	Symbol
1	C2P
2	C2N
3	C1P
4	C1N
5	VDDDB
6	VSS
7	VDD
8	CS#
9	RES#
10	D/C#
11	SCLK
12	SDIN
13	IREF
14	VCOMH
15	VCC

Notes:

- Color: Light Blue
- Driver IC: SSD1306
- FPC Number: UT-0206-P09
- Applicable Connector: HRS FH19C-15S-0.5SH
- Interface: 4-wire SPI
- General Tolerance: ±0.30
- The total thickness (1.55 Max) is without polarizer protective film & remove tape. The actual assembled total thickness with above materials should be 1.80 Max.

Customer Approval Signature		WiseChip Semiconductor Inc.						Drawing Number		Rev.			
		UG-2832HLBEG05 Folding Type OEL Display Module Pixel Number: 128 x 32, Monochrome, COG Package						DMX2832CNGF24		D			
Material		Soda Lime / Polyimide		Title		Drawn		E.E.		Panel / E.		P.M.	
Scale		Sheet		Date		By		Ting-Kuo Hu		Ivy Lo		Tiffany Hsu	
1:1		1 of 1		20101229		Gary Lin		20101229		20101229		20101229	
Size		A3		Date		Date		Date		Date		Date	