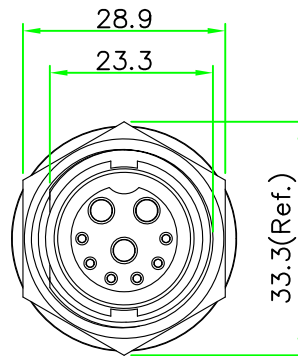
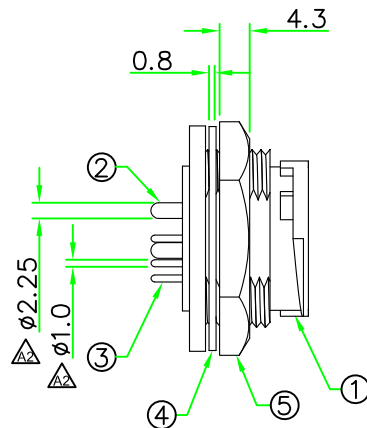
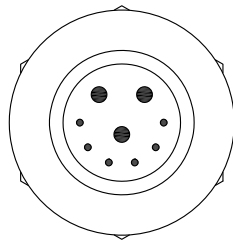
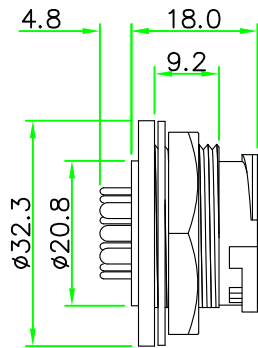


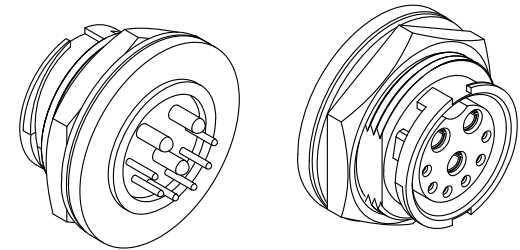
RECOMMENDED
PANEL CUT OUT

RoHS

IP67



REV.	DESCRIPTION	DATE
A	ISSUE	Jul/24/2014
A1	Cancel P/N NO. CDGD-L333CPR-B & Change CDGD-L333CPR PIN ASSIGNMENT	Aug/01/2014
A2	Add PCB Pin dia..	Aug/06/2014
B	Modified pin assignment, title & Draw No.	Oct/14/2020



NOTES:

- ELECTRICAL CHARACTERISTICS:
CURRENT RATING: 20A + 5A
CONNECTOR TEMPERATURE RANGE: -25°C TO +85°C
DIELECTRIC WITHSTANDING VOLTAGE:
500V AC FOR ONE MINUTE
- Panel Thickness Max. : 3.5mm
- HOW TO ORDER: CDGD-L3xxCPR \triangle

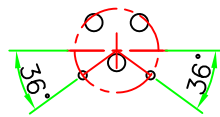
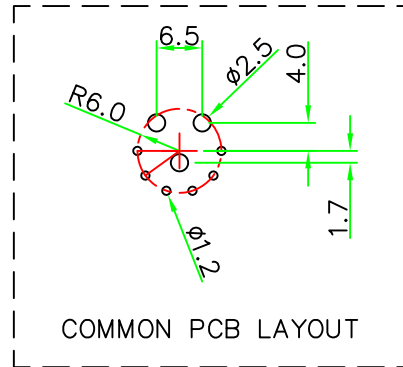
- 2 - 2 PIN 5 - 5 PIN
- 3 - 3 PIN 6 - 6 PIN
- 4 - 4 PIN 7 - 7 PIN
- 2 - 2 PIN
- 3 - 3 PIN

*PIN ASSIGNMENT AND PCB LAYOUT SEE NEXT PAGE.

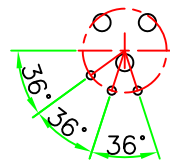
No.	PART NAME	DESCRIPTION	COLOR	Q'TY	REMARKS
5	HEX NUT	Nylon + GF.	BLACK	1	
4	GASKET	EPDM.	BLACK	1	
3	CONTACT	BRASS , 6 u" Gold Plated . Male Contact.		N	
2	CONTACT	BRASS , 6 u" Gold Plated . Male Contact.		N	
1	CONNECTOR	D Size Male Connector Insert.NYLON+GF.	BLACK	1	

HOLIN[®] HTP ASIA TECHNOLOGY CO., LTD. 禾凌科技股份有限公司		TITLE : Circular D Size Male Connector Female Pin Rear Mount Lock Type Round Flange With PCB Pin	
ϕ UNIT: mm	SCALE 1:1	P/N: CDGD-L3xxCPR	DR. SIBYL
UNLESS OTHERWISE SPECIFIED TOLERANCES: .x ± 0.25 .xx ± 0.1 .xxx ± 0.05 ANGLE ± 1°		\triangle	CH. JAMES
REV. B	SHEET 1/2	DWG.NO: CDGD-L3xxCPR	AP.

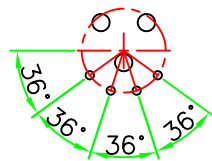
REV.	DESCRIPTION	DATE
A	ISSUE	Jul/24/2014
A1	Cancel P/N NO. CDGD-L333CPR-B & Change CDGD-L333CPR PIN ASSIGNMENT	Aug/01/2014
A2	Add PCB Pin dia..	Aug/06/2014
B	Modified pin assignment, title & Draw No.	Oct/14/2020



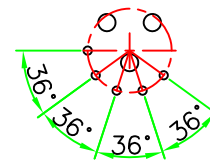
CDGD-L332CPR



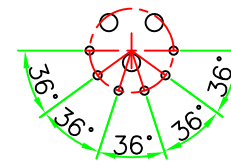
CDGD-L333CPR



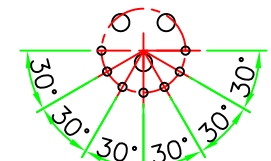
CDGD-L334CPR



CDGD-L335CPR

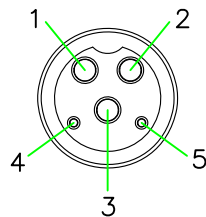


CDGD-L336CPR

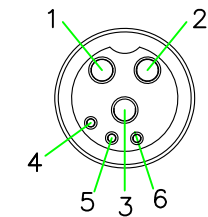


CDGD-L337CPR

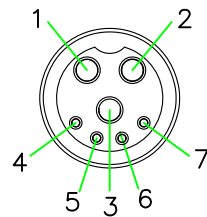
PCB LAYOUT



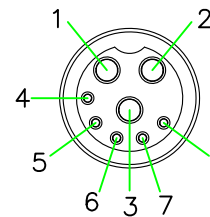
CDGD-L332CPR



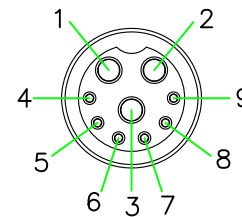
CDGD-L333CPR



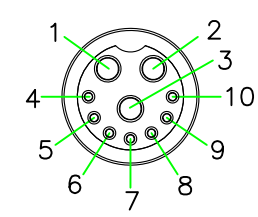
CDGD-L334CPR



CDGD-L335CPR



CDGD-L336CPR



CDGD-L337CPR

PIN ASSIGNMENT FRONT VIEW

(前視圖)

HOLIN[®] HTP ASIA TECHNOLOGY CO., LTD. 禾凌科技股份有限公司	
	UNIT: mm
SCALE	1:1
TITLE : Circular D Size Male Connector Female Pin Rear Mount Lock Type Round Flange With PCB Pin	
UNLESS OTHERWISE SPECIFIED TOLERANCES: .x ± 0.25 .xx ± 0.1 .xxx ± 0.05 ANGLE ± 1°	
P/N:	CDGD-L3xxCPR
DR.	SIBYL
REV.	B
SHEET	1/2
DWG.NO:	CDGD-L3xxCPR
CH.	JAMES
AP.	